



Here for Good

Community Foundation
for Monterey County

FINANCIAL STATEMENT

For the Six Months Ended June 30, 2015

COMMUNITY FOUNDATION FOR MONTEREY COUNTY
FINANCIAL REPORTS
For the Six Months Ended June 30, 2015

TABLE OF CONTENTS

Section I – Financial Reports	Page(s)
Notes to Financial Statements	1 - 2
Statement of Financial Position	3 - 4
Statement of Activities	5 - 6
Section II – Combined Operating Fund Reports	
Comparisons of Actual to Budget - Operating Fund	7
Operating Cash on Hand	8
Section III – Fund Reports	
Investment Holdings in Pool B – Endowment Funds	9
Investment Performance Report	10 - 12
Changes in All Fund Balances	13 - 24
Grants Payable	25 - 26
Gifts Received – Current Month	27 - 28
Grants Approved – Current Month	29 - 31
Sources and Uses of Funds	32

COMMUNITY FOUNDATION FOR MONTEREY COUNTY
NOTES TO THE FINANCIAL STATEMENTS
For the Six Months Ended June 30, 2015

Assets

Total Assets through 6/30/2015 are **\$183,334,413** a **1.80%** increase since June 2014, and a **2.24%** increase since December 2014. **(p. 3)**

Charitable Remainder Trusts (CRT) and Charitable Gift Annuities (CGA)

The CRT and CGA funds have been adjusted to reflect the activity and balances per Kaspick & Company and the third party account balances as of December 31, 2014. **(p. 3)**

Realized and Unrealized Gains and Losses on Investments

Net year-to-date realized gains were \$8,500, and unrealized gains were \$748,281, for a total gain of \$756,781. **(p. 6)**

Operating Fund

Total revenue was \$6,930 less than the budget, and total expenses were \$107,205 less than the budget. The actual net operating surplus is \$158,654 compared to a budgeted surplus of \$100,275. **(p. 7)**

Note: The Expendable Operating Cash-on-Hand is at 6.9 months, excluding the operating reserve of \$250,000 and the building reserve of \$125,000. **(p. 8)**

Portfolio Performance

The market value of the portfolio at 6/30/2015 was \$147,545,454. The Total Return for the year to date Pooled Endowment Portfolio through June 30, 2015 was 1.8% compared to the Policy Index of 1.4%. **(p. 9-12)**

Special Program Funds

Special Program Funds include: Community Leadership Project – funded by the David and Lucile Packard Foundation; Pathways to Safety – funded by the ACTION Council of Monterey County; Girl's Health in Girl's Hands, funded by the Claire Giannini Fund, the Peggy and Jack Baskin Foundation, the David and Lucile Packard Foundation and the Monterey Peninsula Foundation; and the Center for Nonprofit Excellence funded by the David and Lucile Packard Foundation.

Total Special Program revenue was \$562,201 and total expenses were \$132,100. **(p. 5-6)**

COMMUNITY FOUNDATION FOR MONTEREY COUNTY
NOTES TO THE FINANCIAL STATEMENTS
For the Six Months Ended June 30, 2015

Gifts, Pledges, Bequests, Future Funds Greater than \$25,000, and Grants

Total new contributions for the month were \$1,501,126, including \$60,000 from Chamber Music Monterey Bay for the Chamber Music Monterey Bay Stewardship Fund; \$354,907 from the Scottish Fiddlers of California to establish the Learning Opportunities Endowment Fund for Scottish Fiddlers of California; and a \$50,000 grant from the College Futures Foundation for the Operating Fund, to pay for a feasibility assessment of a strategic scholarships program. (p. 15-23)

Grants to agencies for the month totaling \$529,336 were approved and recorded. A complete list of the grants by grantee is included. (p. 24-25)

Interfund activity for the month totaled \$30,400. (p. 23 & 25)

Bequests Receivable

We recorded a bequest receivable for the Farrell/Allen Carmel Rotary Fund, in the amount of \$958,528, from the estate of Richard W. LaSalle, which represents 75% of the appraised value of the home located in Carmel.

Prior Period Note

In May, we received payment on a receivable from the Monterey Peninsula Foundation, in the amount of \$100,000, for The Monterey Experience Project Fund.

COMMUNITY FOUNDATION FOR MONTEREY COUNTY
STATEMENT OF FINANCIAL POSITION
CONSOLIDATED - ALL FUNDS
For the Six Months Ended June 30, 2015 and June 30, 2014

	COMBINED OPERATING	SPECIAL PROGRAMS	ENDOWMENT	NON ENDOWED	BEQUEST, CRT RECEIVABLES	TOTAL June 30, 2015	TOTAL June 30, 2014
ASSETS							
Cash:							
Cash & Cash Equivalents	2,194,968	952,720	159,261	3,762,007	0	7,068,957	7,366,861
Investments at Market-Pool	0	0	123,065,124	24,480,330	0	147,545,454	146,302,234
Separately Invested Funds	0	0	0	71,765	0	71,765	174,277
Total Cash & Investments	2,194,968	952,720	123,224,386	28,314,102	0	154,686,176	153,843,372
Accounts Receivable:							
Admin Fees & Misc Receivables	0	0	0	0	0	0	0
Pledges & Contributions Receivable	0	0	4,000	12,750	0	16,750	576,082
Note Receivable	0	0	185,672	0	0	185,672	192,692
Bequests & Remainder Interest	0	0	0	0	3,773,143	3,773,143	764,615
Due from OPER	0	0	1,426,549	0	0	1,426,549	1,465,541
Investment in an LLC	0	0	38,781	0	0	38,781	891,278
Charitable Remainder Trusts	0	0	0	0	21,260,564	21,260,564	20,462,900
Charitable Gift Annuities	0	0	0	0	208,373	208,373	97,687
Total Accounts Receivable	0	0	1,655,003	12,750	25,242,080	26,909,832	24,450,793
Other Assets:							
Prepaid Expenses	2,045	0	0	0	0	2,045	545
Property-Net of Depreciation	1,736,360	0	0	0	0	1,736,360	1,790,725
Total Other Assets	1,738,405	0	0	0	0	1,738,405	1,791,270
TOTAL ASSETS	3,933,373	952,720	124,879,388	28,326,852	25,242,080	183,334,413	180,085,436

COMMUNITY FOUNDATION FOR MONTEREY COUNTY
STATEMENT OF FINANCIAL POSITION
CONSOLIDATED - ALL FUNDS
For the Six Months Ended June 30, 2015 and June 30, 2014

	<u>COMBINED OPERATING</u>	<u>SPECIAL PROGRAMS</u>	<u>ENDOWMENT</u>	<u>NON ENDOWED</u>	<u>BEQUEST, CRT RECEIVABLES</u>	<u>TOTAL June 30, 2015</u>	<u>TOTAL June 30, 2014</u>
LIABILITIES & NET ASSETS							
Liabilities:							
Grants Payable	0	393,733	361,600	113,500	0	868,833	1,635,885
Administrative Fees Payable	0	0	0	0	0	0	0
Contingent Liabilities	0	0	0	0	13,180,126	13,180,126	12,977,552
Funds held as Agency Endowments	0	0	4,141,296	0	0	4,141,296	3,969,154
Funds held as Stewardship Funds	0	0	0	9,680,534	0	9,680,534	9,081,360
Loan Payable	0	0	0	0	0	0	0
Payroll, Misc. and Accts Payable	1,499,963	1,913	0	0	0	1,501,876	1,563,034
Total Liabilities	1,499,963	395,646	4,502,896	9,794,034	13,180,126	29,372,665	29,226,986
Net Assets:							
Net Assets-Beginning Balance	2,274,755	126,974	120,031,660	17,367,912	9,908,827	149,710,128	145,089,304
Change in Net Assets -							
Current Year	158,654	430,101	344,833	1,164,906	2,153,127	4,251,620	5,769,146
Total Net Assets	2,433,410	557,074	120,376,493	18,532,818	12,061,954	153,961,748	150,858,450
TOTAL LIABILITIES & NET ASSETS	3,933,373	952,720	124,879,388	28,326,852	25,242,080	183,334,413	180,085,436

COMMUNITY FOUNDATION FOR MONTEREY COUNTY
STATEMENT OF ACTIVITIES
CONSOLIDATED - ALL FUNDS
For the Six Months Ended June 30, 2015 and June 30, 2014

	<u>COMBINED OPERATING</u>	<u>SPECIAL PROGRAMS</u>	<u>ENDOWMENT</u>	<u>NON ENDOWED</u>	<u>BEQUEST, CRT RECEIVABLES</u>	<u>TOTAL June 30, 2015</u>	<u>TOTAL June 30, 2014</u>
SUPPORT AND REVENUE:							
Contributions	67,846	0	770,200	4,021,788	0	4,859,834	3,208,651
Interfund Gifts	37,190	0	46,700	460,842	0	544,732	763,485
Pledge Payments Received	0	559,332	0	0	0	559,332	534,333
Future Contributions-A/R-Pledge-Bequests-CRT	0	0	0	0	0	0	0
Contributions Received via Bequest	15,209	0	451,225	0	3,193,962	3,660,396	678,053
Change in Value, Split Interest Trusts, Future Assets	0	0	0	0	0	0	445,122
Gain/Loss on Sale of Property	0	0	0	0	0	0	0
Oil, Gas & Land Royalties	0	0	0	0	0	0	0
Interest & Dividend Income	5,999	59	979,838	188,383	0	1,174,279	1,229,779
Administrative Fees	1,208,974	0	0	0	0	1,208,974	1,052,619
Fees from Special Projects	27,667	0	0	0	0	27,667	42,279
Workshop and Contract Service Income	29,101	0	0	0	0	29,101	19,521
Misc Income/Returned Grants	33,990	2,810	2,500	1,566	0	40,866	39,179
Total Support and Revenue	1,425,975	562,201	2,250,463	4,672,579	3,193,962	12,105,180	8,013,021
EXPENSES:							
Operating Expenses and Distributions:							
Salaries & Benefits	835,100	32,951	0	0	0	868,050	821,674
Administrative Costs	261,154	58,831	0	9,294	0	329,278	357,001
Occupancy Costs	91,283	0	0	0	0	91,283	90,037
Development Expenses	78,115	40,319	0	0	0	118,434	100,304
Board & Committee Expenses	1,670	0	0	0	0	1,670	3,893
Total Operating Expenses	1,267,321	132,100	0	9,294	0	1,408,715	1,372,910

COMMUNITY FOUNDATION FOR MONTEREY COUNTY
STATEMENT OF ACTIVITIES
CONSOLIDATED - ALL FUNDS
For the Six Months Ended June 30, 2015 and June 30, 2014

	<u>COMBINED OPERATING</u>	<u>SPECIAL PROGRAMS</u>	<u>ENDOWMENT</u>	<u>NON ENDOWED</u>	<u>BEQUEST, CRT RECEIVABLES</u>	<u>TOTAL June 30, 2015</u>	<u>TOTAL June 30, 2014</u>
Grants and Grant Related Expenses:							
Grants	0	0	1,332,234	3,023,076	0	4,355,310	4,292,140
Interfund Grants	0	0	249,890	294,842	0	544,732	763,485
Pledge Payments Paid	0	0	0	0	559,332	559,332	534,333
Bequests Payments/Transfers	0	0	0	0	460,434	460,434	678,053
Other Expenses	0	0	0	767	0	767	118,259
Other Payments/Transfers	0	0	(33,738)	33,738	0	0	0
Grant Related Expenses	0	0	0	0	0	0	1,000
Administrative Fees	0	0	968,215	219,689	21,069	1,208,974	1,052,619
Fees to Managers	0	0	60,802	11,275	0	72,077	50,500
Total Grants and Grant Related Expenses	0	0	2,577,403	3,583,388	1,040,836	7,201,626	7,490,389
 Total Expenses and Grants	 1,267,321	 132,100	 2,577,403	 3,592,681	 1,040,836	 8,610,341	 8,863,299
 Excess of Revenues (Expenses)							
Before Gains on Investments & Transfers	158,654	430,101	(326,939)	1,079,897	2,153,127	3,494,840	(850,278)
 GAINS(LOSS) ON INVESTMENTS:							
Realized-Gain (Loss)	0	0	11,216	(2,716)	0	8,500	(1,434)
Unrealized-Gain(Loss)	0	0	660,557	87,724	0	748,281	6,620,858
Total Gain/(Loss) on Investments	0	0	671,772	85,008	0	756,781	6,619,424
 Change in Net Assets	 158,654	 430,101	 344,833	 1,164,906	 2,153,127	 4,251,620	 5,769,146
 Net Assets Beginning of Year	 2,274,755	 126,974	 120,031,660	 17,367,912	 9,908,827	 149,710,128	 145,089,304
 Net Assets, End of Period	 2,433,410	 557,074	 120,376,493	 18,532,818	 12,061,954	 153,961,748	 150,858,450

COMMUNITY FOUNDATION FOR MONTEREY COUNTY
Combined Operating Fund Budget vs. Actual

For the Six Months Ended June 30, 2015 and June 30, 2014

	Year-To-Date			YTD Actual 6/30/2014
	Actual	Budget	Variance	
REVENUE				
Contributions - Foundations	52,500	15,000	37,500	29,900
Contributions - Indiv/Corp	15,346	26,550	(11,204)	2,277
Contributions - Interfund	37,190	38,500	(1,310)	36,505
Contributions - New Pledges	0	0	0	0
Pledge Payments Received	0	0	0	0
Bequests Received	15,209	45,000	(29,791)	13,561
Admin & Special Project Fees	1,236,641	1,233,503	3,138	1,094,898
Workshops/Contracts	29,101	13,700	15,401	18,921
Miscellaneous Income	33,990	58,150	(24,160)	36,179
Interest and Dividends	5,999	2,502	3,497	2,637
Realized Gains/(Losses)	0	0	0	0
Total Revenue	1,425,975	1,432,905	(6,930)	1,234,878
EXPENSE				
Personnel				
Salaries and Wages	650,485	669,818	(19,333)	616,392
Payroll Taxes	56,829	52,243	4,586	54,294
Insurance and Other Benefits	127,786	143,696	(15,910)	117,148
Sub-total	835,100	865,757	(30,657)	787,834
Administrative				
Supplies	13,755	10,600	3,155	11,500
Equip / Computer Maintenance	52,282	63,952	(11,670)	70,972
Bank Charges	1,793	4,248	(2,455)	4,210
Printing	7,183	9,476	(2,293)	5,092
Postage / Freight	5,931	7,739	(1,808)	4,976
Dues/Subscriptions	23,366	23,434	(68)	25,746
Services (legal, acct, consult)	76,740	84,976	(8,236)	66,451
D&O Insurance	4,010	4,000	10	3,828
Telecommunications	7,619	9,732	(2,113)	8,744
Conferences & Training	16,533	18,100	(1,567)	6,234
Miscellaneous	5,951	22,000	(16,049)	6,231
Depreciation	45,990	45,990	0	42,240
Sub-total	261,154	304,247	(43,093)	256,225
Facilities				
Property / Liability Insurance	8,458	8,500	(42)	9,392
Maintenance / Repairs	3,266	2,700	566	3,370
Janitorial	11,134	9,975	1,159	8,799
Rent	21,618	23,952	(2,334)	24,161
Mortgage, Interest & Property Taxes	28,770	28,770	0	29,524
Utilities	18,037	16,752	1,285	14,791
Moving Expense	0	0	0	0
Sub-total	91,283	90,649	634	90,037
Development, Program & Staff				
Donor Development	49,338	54,424	(5,086)	42,285
Advertising & Promotion	4,931	14,566	(9,635)	6,238
Mileage, Meals & Meetings	3,663	17,808	(14,145)	5,923
Workshops	16,781	19,378	(2,597)	15,797
Annual Meetings	0	0	0	(19)
Annual Report	0	0	0	2,598
Staff Recognition Expenses	3,401	3,740	(339)	1,260
Board & Committee Expenses	1,670	3,957	(2,287)	3,893
Sub-total	79,785	113,873	(34,088)	77,976
Total Expenses	1,267,321	1,374,526	(107,205)	1,212,072
Net Income / (Loss)	158,654	58,379	100,275	22,806

COMMUNITY FOUNDATION FOR MONTEREY COUNTY
Operating Cash on Hand and Reserves - June 2015
With Projections through September 2015

Operating Cash on Hand:

Cash & Cash Equivalents	2,194,968
Less: Liabilities, excluding future period loan payments	233,032
Total Cash Available	<u>1,961,935</u>

Add: Accounts Receivable	
Prepaid Expenses	2,045
Total Accounts Receivable and Prepaid Expenses	<u>2,045</u>

Total Cash Expendable **1,963,980**

Restrictions on cash available

Less: Building Reserve	(125,000)
Less: Operating Reserve	(250,000)
Total Restricted Cash	<u>(375,000)</u>

Unrestricted cash available **1,588,980**

<i>Estimated revenue-Next Quarter</i>	<i>595,780</i>
<i>Estimated spending-Next Quarter</i>	<i>(659,975)</i>

Estimated unrestricted cash remaining **1,524,785**

BUDGET

Notes:

	<u>2015</u>
Annual Expenses excluding depreciation	2,556,855
Capital Expenses-Depreciation	91,975
Total Cash needs	<u>2,648,830</u>

(1) One month reserve	220,736
(2) Six-month reserve	1,324,415
(3) Number of months of expendable cash on hand	6.9

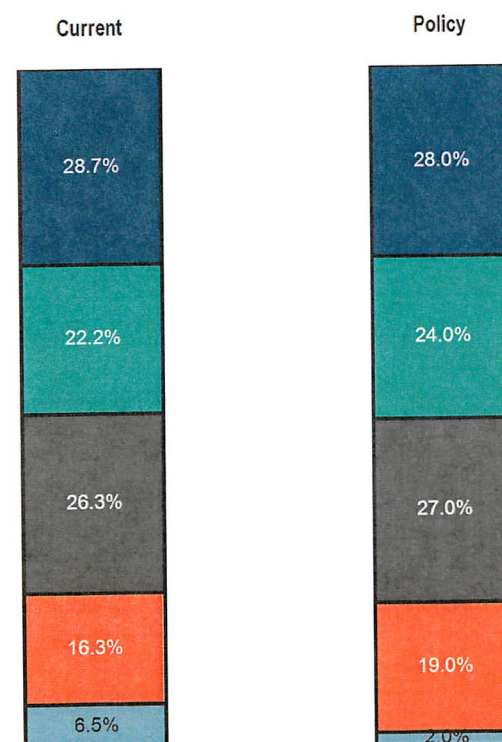
COMMUNITY FOUNDATION FOR MONTEREY COUNTY														
Activity for the Month of: June 2015														
Market	Number of		Investment	Beginning	Beginning	Net		Interest &	Realized	Unrealized	Ending	Ending	Actual	Board
At Last	Shares	Code	Account	Book	Market	Additions	Transfers	Dividends	Gain(Loss)	Gain(Loss)	Book	Market	%	Policy
Trade Date														
CASH ACCOUNTS:														
0.00	0.00	SBBT	Santa Barbara Bank & Trust	40,061	40,061	0	0	0	0	0	40,061	40,061		
1.00	231,366.67	MS	Rabobank Endowment	36,830	36,830	194,536	0	0	0	0	231,367	231,367		
1.00	0	SWVXX	Schwab-MM/SWVXX	225,445	225,445	354,907	0	0	0	0	580,352	580,352		
1.00	0.00	SWUXX	Schwab Treasury-Cash	9,268,226	9,268,226	(1,003,608)	480,204	13	0	0	8,744,836	8,744,836		
			TOTAL CASH	9,570,562	9,570,562	(454,164)	480,204	13	0	0	9,596,616	9,596,616	6.5%	4.0%
BOND ACCOUNTS:														
13.60	852,524.41	DODIX	Dodge & Cox Income	11,446,071	11,790,413	0	(80,990)	80,990	0	(196,081)	11,446,071	11,594,332	7.9%	8.2%
11.65	1,240,353.40	WOBSZ	JP Morgan Core Bond	14,549,365	14,598,959	0	(31,009)	31,009	0	(148,842)	14,549,365	14,450,117	9.8%	10.1%
25.86	213,597.69	VAIPX	Vanguard Inflation	6,114,852	5,572,764	0	0	0	0	(49,127)	6,114,852	5,523,636	3.7%	3.8%
10.66	675,576.79	VFSUX	Vanguard Short Term	7,263,513	7,235,427	0	(11,932)	11,932	0	(33,779)	7,263,513	7,201,649	4.9%	4.9%
			TOTAL BONDS	39,373,801	39,197,563	0	(123,931)	123,931	0	(427,829)	39,373,801	38,769,734	26.3%	27.0%
			TOTAL FIXED INC.	48,944,364	48,768,126	(454,164)	356,273	123,944	0	(427,829)	48,970,417	48,366,349	32.8%	31.0%
ALTERNATIVE INVESTMENTS														
		ASB	ASB Capital Management, LLC	2,184,000	2,184,000	616,000	0	0	0	0	2,800,000	2,800,000	1.9%	1.5%
11.47	793,001.67	PAAIX	PIMCO All Asset Fund	9,918,479	9,317,770	0	(65,740)	65,740	0	(222,040)	9,918,479	9,095,729	6.2%	6.3%
30.50	97,591.40	DFREX	DFA Real Estate	3,255,839	3,793,057	(616,000)	(39,271)	39,271	1,005	(201,524)	2,640,843	2,976,538	2.0%	2.8%
1,000.00	7,123.00	TAPCB	TAP CommodityBuilders	7,123,000	5,851,300	(3,625)	0	0	0	(156,697)	7,123,000	5,690,978	3.9%	3.9%
105.96	33,395.61	VGSLX	Vanguard REIT Index	3,255,839	3,746,654	0	(36,134)	36,134	0	(208,055)	3,255,839	3,538,599	2.4%	2.8%
			TOTAL ALTERNATIVE	25,737,156	24,892,781	(3,625)	(141,145)	141,145	1,005	(788,316)	25,738,161	24,101,844	16.3%	17.3%
SMALL CAP:														
117.88	39,833.00	IJR	iShares-S&P 600 Index	1,440,472	4,660,063	0	(14,271)	14,271	0	35,451	1,440,472	4,695,514	3.2%	3.2%
			TOTAL SMALL CAP	1,440,472	4,660,063	0	(14,271)	14,271	0	35,451	1,440,472	4,695,514	3.2%	3.2%
MID CAP:														
149.98	20,678.00	IJH	iShares-S&P 400 Index	96,787	3,149,570	0	(9,786)	9,786	0	(48,283)	96,787	3,101,286	2.1%	2.1%
			TOTAL MID CAP	96,787	3,149,570	0	(9,786)	9,786	0	(48,283)	96,787	3,101,286	2.1%	2.1%
LARGE CAP:														
26.14	95,253.73	DFEVX	DFA Emerging Markets	2,888,008	2,571,851	0	0	0	0	(81,918)	2,888,008	2,489,932	1.7%	1.7%
180.47	32,591.51	DODGX	Dodge & Cox Stock Fund	3,309,054	5,988,037	0	(19,881)	19,881	0	(106,248)	3,309,054	5,881,789	4.0%	4.0%
103.15	43,010.00	IWD	iShares Russell 1000 Value	2,822,186	4,528,093	0	0	0	0	(91,611)	2,822,186	4,436,482	3.0%	3.0%
29.22	362,105.06	TRLGX	T Rowe Price	6,136,444	10,721,931	0	0	0	0	(141,221)	6,136,444	10,580,710	7.2%	7.3%
188.50	72,459.66	VINIX	Vanguard Index 500	8,069,914	13,991,236	0	(63,982)	63,982	0	(332,590)	8,069,914	13,658,646	9.3%	9.5%
			TOTAL LARGE CAP	23,225,606	37,801,148	0	(83,863)	83,863	0	(753,589)	23,225,606	37,047,559	25.1%	25.5%
INTERNATIONAL:														
50.37	143,959.45	AEPFX	EuroPacific	5,602,788	7,385,120	0	0	0	0	(133,882)	5,602,788	7,251,238	4.9%	5.0%
18.48	214,112.38	DFISX	DFA Int'l Small Co. Portfolio	4,215,683	4,036,018	0	(18,110)	18,110	0	(79,222)	4,215,683	3,956,797	2.7%	2.8%
43.75	157,312.83	DODFX	Dodge & Cox International	4,939,948	7,085,370	0	0	0	0	(202,934)	4,939,948	6,882,436	4.7%	4.8%
12.76	539,994.58	VTMGX	Vanguard Developed Mkts	6,050,040	7,176,528	0	(89,099)	89,099	0	(286,197)	6,050,040	6,890,331	4.7%	4.8%
40.88	128,476.00	VWO	Vanguard MSCI Emerging	5,307,499	5,439,674	0	0	0	0	(187,575)	5,307,499	5,252,099	3.6%	3.5%
			TOTAL INT'L	26,115,958	31,122,710	0	(107,209)	107,209	0	(889,810)	26,115,958	30,232,900	20.5%	20.9%
			TOTAL EQUITIES	76,615,979	101,626,271	(3,625)	(356,273)	356,273	1,005	(2,444,546)	76,616,983	99,179,104	50.9%	51.7%
			GRAND TOTALS	125,560,342	150,394,396	(457,789)	0	480,217	1,005	(2,872,375)	125,587,400	147,545,454	100.0%	100.0%

Total Fund Executive Summary - Preliminary (Net of Fees)

Period Ending: June 30, 2015

	Market Value	% of Portfolio	1 Mo	3 Mo	YTD	1 Yr	3 Yrs	5 Yrs	10 Yrs
Total Fund	147,545,454	100.0	-1.4	-0.2	1.8	0.3	8.4	9.5	6.3
<i>Policy Index</i>			-1.5	-0.3	1.4	0.6	7.7	9.1	--
Domestic Equity									
Vanguard Institutional Index I	13,658,646	9.3	-1.9	0.3	1.2	7.4	17.3	17.3	7.9
S&P 500			-1.9	0.3	1.2	7.4	17.3	17.3	7.9
T. Rowe Price Large Cap Growth	10,580,710	7.2	-1.3	0.8	6.3	11.9	20.8	19.9	9.8
Russell 1000 Growth			-1.8	0.1	4.0	10.6	18.0	18.6	9.1
Dodge & Cox Stock	5,881,789	4.0	-1.4	2.6	1.3	4.5	20.4	17.8	7.2
Russell 1000 Value			-2.0	0.1	-0.6	4.1	17.3	16.5	7.0
iShares Russell 1000 Value Index ETF	4,436,482	3.0	-2.0	0.1	-0.7	4.0	17.1	16.3	6.9
Russell 1000 Value			-2.0	0.1	-0.6	4.1	17.3	16.5	7.0
iShares S&P Midcap 400 Index Fund ETF	3,101,286	2.1	-1.2	-1.0	4.2	6.3	18.5	17.7	--
S&P 400 MidCap			-1.3	-1.1	4.2	6.4	18.6	17.8	--
iShares S&P Small Cap 600 Index ETF	4,695,514	3.2	1.1	0.2	4.0	6.6	18.8	18.4	--
S&P 600 SmallCap			1.0	0.2	4.2	6.7	18.8	18.4	--
International Equity									
Dodge & Cox International Stock	6,882,436	4.7	-2.9	-0.3	3.9	-3.6	15.4	11.2	7.0
MSCI ACWI ex USA Gross			-2.7	0.7	4.3	-4.8	9.9	8.2	6.0
American Funds Europacific Growth F2	7,251,238	4.9	-1.8	1.1	7.1	0.9	12.6	10.0	7.5
MSCI ACWI ex USA Gross			-2.7	0.7	4.3	-4.8	9.9	8.2	6.0
Vanguard Developed Market Index Adm	6,890,331	4.7	-2.8	1.0	6.6	-4.0	12.0	9.8	5.3
Spliced Vanguard Developed Markets Index			-2.8	0.6	5.7	-4.1	12.0	9.5	5.1
DFA International Small Company I	3,956,797	2.7	-1.5	5.2	9.3	-4.2	14.3	11.6	7.3
S&P Developed Ex-U.S. SmallCap			-1.4	4.6	9.2	-1.6	14.9	12.0	7.5

	Current	%	Policy	%
Domestic Equity	\$42,354,428	28.7%	\$41,312,727	28.0%
International Equity	\$32,722,832	22.2%	\$35,410,909	24.0%
Domestic Fixed Income	\$38,769,734	26.3%	\$39,837,273	27.0%
Alternatives	\$24,101,844	16.3%	\$28,033,636	19.0%
Cash and Equivalents	\$9,596,616	6.5%	\$2,950,909	2.0%
Total	\$147,545,454	100.0%	\$147,545,454	100.0%



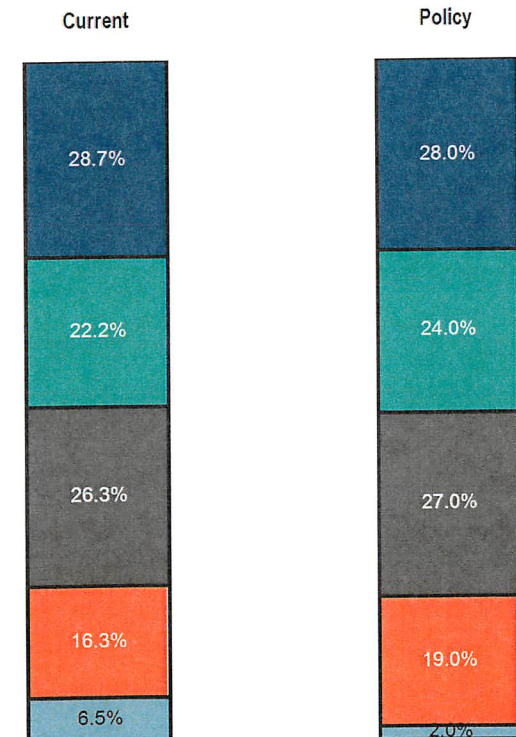
The Policy Index consists of the following: 23% S&P 500, 2% S&P 400 Mid Cap, 3% S&P Small Cap 600, 15% MSCI ACWI Ex US, 3% MSCI EAFE Small Cap, 6% MSCI Emerging Markets Free, 18% BC Aggregate, 5% BofA ML 1-3 YR Treasury, 11% BC US TIPS, 5% Bloomberg Commodity, 5% FTSE NAREIT, 2% NCREIF Property, 2% 90-Day Treasury Bills. Schwab cash values reflect transactions in transit as provided by CFMC. DFA Real Sec. and Vanguard REIT added as of 11/14/2013. VDMAX merged with VDMIX on 4/4/2014 to form VTMGX. Credit Suisse Commodity replaced with Gresham TAP Commodity on 8/27/2014. TIHYX closed on 8/15/2014. DFISX added 8/18/2014. ASB Real Estate added 3/31/15. Gresham market value is lagged by one month and reflected in Total Fund market value. ASB Real Estate 1 month return is reflected by the benchmark return. All data is preliminary.

Total Fund

Executive Summary - Preliminary (Net of Fees)

Period Ending: June 30, 2015

	Market Value	% of Portfolio	1 Mo	3 Mo	YTD	1 Yr	3 Yrs	5 Yrs	10 Yrs		Current	%	Policy	%
DFA Emerging Markets Value I	2,489,932	1.7	-3.2	1.7	1.5	-9.1	2.3	1.5	8.5	Domestic Equity	\$42,354,428	28.7%	\$41,312,727	28.0%
MSCI Emerging Markets Gross			-2.5	0.8	3.1	-4.8	4.1	4.0	8.5	International Equity	\$32,722,832	22.2%	\$35,410,909	24.0%
Vanguard MSCI Emerging Markets ETF	5,252,099	3.6	-2.5	1.0	3.3	-2.8	3.8	4.2	7.9	Domestic Fixed Income	\$38,769,734	26.3%	\$39,837,273	27.0%
Spliced Vanguard Emerging Markets Stock Index			-2.3	1.9	3.8	-2.2	4.6	4.2	8.2	Alternatives	\$24,101,844	16.3%	\$28,033,636	19.0%
Domestic Fixed Income										Cash and Equivalents	\$9,596,616	6.5%	\$2,950,909	2.0%
Dodge & Cox Income	11,594,332	7.9	-1.0	-1.2	0.1	1.0	3.2	4.3	5.1	Total	\$147,545,454	100.0%	\$147,545,454	100.0%
Barclays Aggregate			-1.1	-1.7	-0.1	1.9	1.8	3.3	4.4					
JP Morgan Core Bond Select	14,450,117	9.8	-0.8	-1.3	0.2	2.0	1.9	3.5	4.7					
Barclays Aggregate			-1.1	-1.7	-0.1	1.9	1.8	3.3	4.4					
Vanguard Short-Term Investment Grade Adm	7,201,649	4.9	-0.3	-0.1	1.0	1.1	2.1	2.5	3.7					
Barclays 1-5 Yr. Credit			-0.4	-0.1	1.0	1.3	2.3	3.0	4.1					
Vanguard Inflation-Protected Securities Adm	5,523,636	3.7	-0.9	-1.3	0.0	-1.8	-0.9	3.2	4.0					
Barclays US TIPS			-1.0	-1.1	0.3	-1.7	-0.8	3.3	4.1					
Alternatives														
PIMCO All Asset Ins	9,095,729	6.2	-1.7	-0.2	-0.1	-5.8	3.5	5.4	5.2					
Barclays US TIPS			-1.0	-1.1	0.3	-1.7	-0.8	3.3	4.1					
Gresham TAP Commodity Builder	5,690,978	3.9	0.4	4.1	-2.1	--	--	--	--					
Bloomberg Commodity Index TR USD			1.7	4.7	-1.6	--	--	--	--					
Real Estate														
ASB Capital Management	2,800,000	1.9	3.8	3.8	6.4	14.0	12.5	15.2	7.3					
NCREIF-ODCE			3.8	3.8	7.3	14.4	13.1	14.4	6.8					
DFA Real Estate Securities I	2,976,538	2.0	-4.4	-10.2	-6.0	4.4	8.6	14.2	6.8					
Wilshire REIT			-4.3	-9.9	-5.7	5.2	9.0	14.7	6.9					
Vanguard REIT Index Adm	3,538,599	2.4	-4.6	-10.5	-6.2	3.8	8.6	14.2	7.2					
FTSE NAREIT All REIT			-4.3	-8.9	-5.2	3.7	9.0	14.1	6.4					



The Policy Index consists of the following: 23% S&P 500, 2% S&P 400 Mid Cap, 3% S&P Small Cap 600, 15% MSCI ACWI Ex US, 3% MSCI EAFE Small Cap, 6% MSCI Emerging Markets Free, 18% BC Aggregate, 5% BofA ML 1-3 YR Treasury, 11% BC US TIPS, 5% Bloomberg Commodity, 5% FTSE NAREIT, 2% NCREIF Property, 2% 90-Day Treasury Bills. Schwab cash values reflect transactions in transit as provided by CFMC. DFA Real Sec. and Vanguard REIT added as of 11/14/2013. VDMAX merged with VDMIX on 4/4/2014 to form VTMGX. Credit Suisse Commodity replaced with Gresham TAP Commodity on 8/27/2014. TIHYX closed on 8/15/2014. DFISX added 8/18/2014. ASB Real Estate added 3/31/15. Gresham market value is lagged by one month and reflected in Total Fund market value. ASB Real Estate 1 month return is reflected by the benchmark return. All data is preliminary.

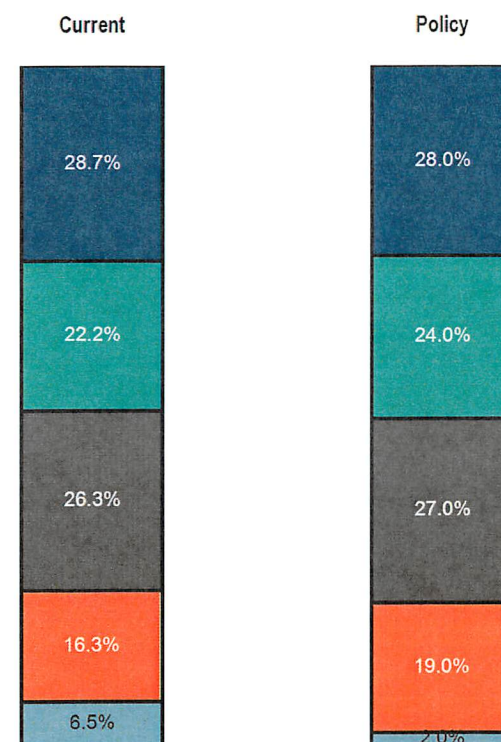
Total Fund

Executive Summary - Preliminary (Net of Fees)

Period Ending: June 30, 2015

	Market Value	% of Portfolio	1 Mo	3 Mo	YTD	1 Yr	3 Yrs	5 Yrs	10 Yrs
Cash and Equivalents									
Schwab Value Advantage Select	580,352	0.4	0.0	0.0	0.0	0.0	0.0	0.0	1.1
First National Cash	40,061	0.0	0.0	0.0	0.0	0.0	0.0	--	--
Rabobank Endowment	231,367	0.2	0.0	0.0	0.0	0.0	--	--	--
Schwab Value Advantage Money Market	1,500,000	1.0	0.0	0.0	0.0	0.0	0.0	0.0	1.5
Schwab Value Advantage Select	7,244,836	4.9	0.0	0.0	0.0	0.0	0.0	0.0	1.1
91 Day T-Bills			0.0	0.0	0.0	0.0	0.0	0.1	1.3

	Current	%	Policy	%
Domestic Equity	\$42,354,428	28.7%	\$41,312,727	28.0%
International Equity	\$32,722,832	22.2%	\$35,410,909	24.0%
Domestic Fixed Income	\$38,769,734	26.3%	\$39,837,273	27.0%
Alternatives	\$24,101,844	16.3%	\$28,033,636	19.0%
Cash and Equivalents	\$9,596,616	6.5%	\$2,950,909	2.0%
Total	\$147,545,454	100.0%	\$147,545,454	100.0%



The Policy Index consists of the following: 23% S&P 500, 2% S&P 400 Mid Cap, 3% S&P Small Cap 600, 15% MSCI ACWI Ex US, 3% MSCI EAFE Small Cap, 6% MSCI Emerging Markets Free, 18% BC Aggregate, 5% BofA ML 1-3 YR Treasury, 11% BC US TIPS, 5% Bloomberg Commodity, 5% FTSE NAREIT, 2% NCREIF Property, 2% 90-Day Treasury Bills. Schwab cash values reflect transactions in transit as provided by CFMC. DFA Real Sec. and Vanguard REIT added as of 11/14/2013. VDMAX merged with VDMIX on 4/4/2014 to form VTMGX. Credit Suisse Commodity replaced with Gresham TAP Commodity on 8/27/2014. TIHYX closed on 8/15/2014. DFISX added 8/18/2014. ASB Real Estate added 3/31/15. Gresham market value is lagged by one month and reflected in Total Fund market value. ASB Real Estate 1 month return is reflected by the benchmark return. All data is preliminary.

COMMUNITY FOUNDATION FOR MONTEREY COUNTY	Changes in Fund Balances -- January 1 through June 30, 2015								
			Interfund			All Grants			
			Contrib'ns -	Investment	Interest &	& Pledges	Admin.	Other	Ending
Fund Name	Beg. Fund	Contrib'ns	Other Inc	Gain (Loss)	Dividends	Paid/Rec'd	Fees	Expenses	Fund Balance
Admin - Operating									
Operating Fund	2,274,755	67,846	1,352,130	0	5,999	0	0	1,267,321	2,433,410
Subtotal Administration (1)	2,274,755	67,846	1,352,130	0	5,999	0	0	1,267,321	2,433,410
Affiliate Funds									
Southern Monterey County Foundation	25,139	19,750	2,500	(75)	312	0	332	19	47,275
Southern Monterey County Foundation - Nonendowed	0	19,750	2,500	0	0	0	79	0	22,171
Subtotal Affiliate Funds (2)	25,139	39,500	5,000	(75)	312	0	411	19	69,446
Designated - Agency									
Tony P. and Marjorie Ayres Fund	56,386	0	0	309	436	0	355	28	56,748
Nancy Parker Benham Endowment Fund	1,432,427	0	0	7,854	11,083	0	8,464	712	1,442,188
Central Coast Lighthouse Keepers Fund	313,226	497,161	0	(6,596)	4,052	13,389	1,930	223	792,302
Cislini Fund	9,618,558	0	0	52,580	74,475	0	32,985	4,782	9,707,845
Howard and Lynn Classen Endowment	13,785	0	0	76	107	0	87	7	13,874
Arts Council of Monterey County Endowment Fund	16,959	0	0	101	128	729	104	8	16,345
The Gloria S. Daly Endowment Fund for All Saints' Episcopal Day School	36,837	0	0	218	277	1,583	227	18	35,505
Frances Elgan & Werner Kunkel Fund	2,173,522	0	0	11,914	16,818	0	12,197	1,080	2,188,977
The Herman Fletcher Fund	267,269	0	0	1,466	2,068	0	1,682	133	268,988
A Fork in the Road-A Fund Providing a Path to a Science Career	14,142	0	0	78	109	0	89	7	14,233
John Gill ALS Patient Support Fund	159,172	0	0	944	1,198	6,830	981	77	153,425
Rodney & Betty Guilfoil Fund	661,344	0	0	3,628	5,116	0	4,163	329	665,597
Hester Hyde Griffin Fund for All Saints Day School	419,765	0	0	2,489	3,158	18,042	2,586	204	404,581
The Hudson Fund	36,050	0	0	198	279	0	227	18	36,282
Ward D. and Mary T. Ingram Fund	161,758	0	0	887	1,251	0	1,018	80	162,798
Bob Jones Boy Scout Camping Fund	22,257	0	0	132	168	939	137	11	21,469
The William Kiepora Fund	1,343,653	0	0	6,229	12,863	0	8,009	575	1,354,161
Sandy Loiacono Scholarship Fund	118,996	0	0	653	921	0	749	59	119,761
John H. Marble Endowment Fund	9,090,910	0	0	51,732	69,416	196,769	31,410	4,466	8,979,413
Jane P. McKay Endowment Fund for the Big Sur Land Trust	169,305	0	0	1,004	1,274	7,265	1,043	82	163,193
Jane P. McKay Endowment Fund for Door to Hope	169,291	0	0	1,004	1,274	7,264	1,043	82	163,180
Jane P. McKay Endowment Fund for the Hartnell College	170,004	0	0	1,008	1,279	7,295	1,047	82	163,867
Monterey County Symphony Association Fund	97,698	0	0	579	735	4,199	602	47	94,164
Joyce Morris Fund	512,539	0	0	2,812	3,965	0	3,226	255	515,834
Margaret L. Musser Restricted Fund	1,606,777	0	0	8,809	12,432	0	9,342	798	1,617,878
Perry-Downer House Fund	94,176	0	0	558	709	4,042	580	46	90,775
Maud Porter Work Rose Garden Fund	128,544	0	0	762	967	5,525	792	62	123,894

COMMUNITY FOUNDATION FOR MONTEREY COUNTY			Changes in Fund Balances -- January 1 through June 30, 2015						
			Interfund			All Grants			
			Contrib'n -	Investment	Interest &	& Pledges	Admin.	Other	Ending
Fund Name	Beg. Fund	Contrib'ns	Other Inc	Gain (Loss)	Dividends	Paid/Rec'd	Fees	Expenses	Fund Balance
YWCA Endowment Fund	66,837	270	0	393	505	2,873	413	33	64,686
Subtotal Designated - Agency (28)	28,972,186	497,431	0	151,821	227,061	276,744	125,489	14,304	29,431,962
Unrestricted									
21st Century Fund - Health, Education, Social & Community Svcs	1,099,120	0	0	6,225	8,465	14,500	11,060	545	1,087,706
Kathleen and Austin Barrows Fund	715,922	0	0	3,940	5,533	0	7,204	356	717,835
Wendy (Millard) Benjamin Fund	668,260	281	0	3,679	5,166	0	6,726	332	670,329
Cislini Fund #2 - 15% Discretionary	1,713,389	0	0	9,443	13,240	0	17,240	850	1,717,981
Mary Jane Drummond Fund	727,009	1,200	0	3,998	5,633	0	4,580	362	732,898
General Endowment	7,627,957	39,607	0	37,268	76,144	217,700	76,752	3,054	7,483,470
General Endowment-NGP Grants	14,832	0	50,000	0	0	0	0	0	64,832
General Endowment - Opportunity Fund	31,812	0	150,000	0	0	75,890	0	0	105,922
Marilyn & Philo Holland Fund	76,940	0	0	424	595	0	774	38	77,146
Lauralie and J. J. Irvine Fund	8,596,120	0	0	47,836	66,525	0	86,405	4,274	8,619,803
George P. and Betty Kendall Memorial Fund	44,696	0	0	246	345	0	450	22	44,816
Leo Lanini Fund	30,910	0	0	170	239	0	195	15	31,109
The Barbara and Joseph Lee Fund	96,477	0	0	523	747	0	607	48	97,092
LLC #1 CFMC Real Estate	38,781	0	0	0	0	0	0	0	38,781
The John and Nancy Love Fund	381,883	0	451,225	(5,811)	4,468	0	3,130	247	828,387
John R. Marron Fund	1,067,028	0	0	5,881	8,245	0	10,737	530	1,069,887
Donna Roop Fund	366,527	0	0	2,020	2,832	0	3,688	182	367,509
The Scott Fund	125,667	0	0	693	971	0	1,264	62	126,004
CFMC Trustees Fund	5,349	0	0	29	41	0	54	3	5,363
Subtotal Discretionary - General (19)	23,428,679	41,088	651,225	116,564	199,189	308,090	230,865	10,920	23,886,872
Field of Interest									
Ruth L. and Wilbur K. Amonette Fund - Arts and education	821,089	0	0	4,530	6,345	0	8,262	408	823,295
The Todd Lueders Fund for the Arts - Arts	1,339,571	1,000	0	7,373	10,353	0	13,479	665	1,344,153
Paul Block, Jr. Fund - Elderly	164,680	0	0	908	1,273	0	1,657	82	165,121
Patricia J. Boles - Arts	709,982	0	0	3,940	5,524	0	7,144	355	711,946
Maureen Bradford Fund - Needy children and abused women	133,258	0	0	802	1,070	2,980	1,341	69	130,739
Stephen and Madeleine Conran Fund - Needy children and seniors	4,120,756	0	0	23,001	31,720	30,000	41,314	2,039	4,102,124
The John & Mary Dawson Learning Fund	1,352,470	0	2,500	7,589	10,428	16,500	13,609	671	1,342,208
Doud Fund #1 - Historic Preservation	1,896,831	0	0	10,454	14,657	0	19,086	941	1,901,915
Ken and Gundy DuVall Fund - Multi Purpose	6,626,635	0	0	36,796	51,159	23,737	66,678	3,288	6,620,888
Environment Fund - Environment	855,168	1,500	0	4,698	6,612	0	8,605	425	858,949
Fred Farr Environmental Stewardship Fund	57,514	0	0	317	444	0	579	29	57,668

COMMUNITY FOUNDATION FOR MONTEREY COUNTY			Changes in Fund Balances -- January 1 through June 30, 2015						
			Interfund			All Grants			
			Contrib'n's -	Investment	Interest &	& Pledges	Admin.	Other	Ending
Fund Name	Beg. Fund	Contrib'n's	Other Inc	Gain (Loss)	Dividends	Paid/Rec'd	Fees	Expenses	Fund Balance
Katherine Curtis Springer F&CFS Patient Support Fund	360,679	0	0	0	828	0	28,998	0	332,509
The Rudy E. Futer Fund for Human & Humane Needs	1,518,516	294,000	0	0	3,479	242,376	30,370	0	1,543,248
Good Neighbor Basic Human Needs	111,713	0	0	637	860	1,854	1,124	55	110,177
Gumm Fund for the Performing Arts	320,728	0	0	1,790	2,482	0	3,227	160	321,612
Elmer Mills Harris Fund - Elder Assistance	359,999	0	0	1,984	2,782	0	3,622	179	360,964
Douglas Madsen Fund for HIV/AIDS Housing in Monterey County	1,123,725	0	0	6,164	8,694	0	6,909	558	1,131,115
The Fund for Homeless Women	93,962	18,075	1,000	617	855	0	1,035	54	113,420
The Fund for Homeless Women Non-Endowed Fund	40,501	39,845	66	0	85	0	550	0	79,948
Terry Layne Fund for Beach Protection	318,384	0	0	1,747	2,463	0	2,004	158	320,431
Literacy Initiative Fund - Literacy	102	0	0	0	(1)	0	1	0	100
Kathleen and Howard Marks Fund - Elderly & Animals	698,205	0	0	3,848	5,395	0	7,025	347	700,076
The McKay Fund - Multi Purpose	224,653	0	0	1,238	1,736	0	2,260	111	225,255
The MPUSD Arts Fund	27,160	25,033	0	0	40	48,100	264	0	3,869
Engracia Irene Murray Fund-Historic Preservation & Elderly	887,796	0	0	4,985	6,845	8,000	8,933	440	882,253
Musser Fld of Interest Fund - Elder Care & Prep Schools	2,264,056	0	0	12,478	17,495	0	22,781	1,124	2,270,124
Orrick Fund - Abused and needy youth	43,538	0	0	258	333	1,586	438	22	42,084
Out Reach - A Fund for LGBT Life in Monterey County	15,190	1,000	7,700	(21)	145	0	153	9	23,852
Dr. Frank Pye Smith Medical Facilities Fund	2,251,847	0	0	12,411	17,400	0	22,658	1,118	2,257,882
Robert and Virginia Stanton Endowment Fund	4,616,464	0	0	25,540	35,880	0	40,660	2,304	4,634,920
Irving R. and Helen G. Stuart Fund	108,480	0	0	644	831	4,000	1,092	54	104,810
The James M. and Marjorie E. Sturgeon Fund - Social Services	100,482	0	0	554	776	0	1,011	50	100,751
Tri-Cnties Blood Bank - Health	423,259	0	0	2,333	3,271	0	4,259	210	424,394
Evelyn and Spencer Thompson Fund to Help Feed the Hungry	26,795	0	0	163	205	1,409	169	13	25,572
Dr. George & Sam Kih Thorngate Family Fund - Medical Equipment	883,309	0	0	4,868	6,826	0	8,888	438	885,677
Anita Tarr Turk Fund for Breast Cancer Research	1,160,741	0	0	6,721	8,958	0	67,462	581	1,108,378
The Women's Fund	1,166,942	114,254	25,500	4,403	10,161	0	11,976	628	1,308,658
Youth Fund - Youth	77,766	0	0	429	601	0	782	39	77,975
Subtotal Field of Interest (38)	37,302,949	494,707	36,766	194,197	279,009	380,542	460,406	17,621	37,449,060
Donor-Advised									
Zekai and Carolyn Akcan Fund	134,517	0	0	757	1,035	1,500	847	67	133,896
William S. and Janice R. Anderson Fund	38,523	0	0	239	292	1,680	242	19	37,112
Ausonio Family Fund	1,655,615	0	0	9,659	12,284	73,000	9,405	797	1,594,356
Peggy Downes Baskin Fund for Women's Reentry	54,414	0	0	298	421	0	343	27	54,764
Lino and Teri Belli Family Fund	36,395	0	0	200	282	0	229	18	36,630
Chappellet Youth, Arts and Ecology Fund	14,173	0	0	78	110	0	89	7	14,264
Marcia F. DeVoe Fund	977,961	0	0	5,566	7,405	36,500	6,091	477	947,864

COMMUNITY FOUNDATION FOR MONTEREY COUNTY			Changes in Fund Balances -- January 1 through June 30, 2015						
			Interfund			All Grants			
			Contrib'ns -	Investment	Interest &	& Pledges	Admin.	Other	Ending
Fund Name	Beg. Fund	Contrib'ns	Other Inc	Gain (Loss)	Dividends	Paid/Rec'd	Fees	Expenses	Fund Balance
Helen R. Doe Fund	20,155	0	0	126	153	922	127	10	19,375
Jean and Jim Duff Fund	1,364,510	0	0	7,482	10,557	0	8,122	678	1,373,750
Davis Factor, Jr. Fund	112,467	0	0	617	870	0	708	56	113,190
Farrell/Allen Fund	953,978	8,313	0	5,222	7,221	36,580	5,952	464	931,738
Doris Parker Fee Fund	273,235	0	0	1,499	2,114	0	1,720	136	274,992
Ted Fehring Family/Carmel Host Lions Club Fund	44,983	0	0	278	341	0	283	1,941	43,379
Lewis and Gloria Fenton Fund	189,056	0	0	1,037	1,463	0	1,190	94	190,272
Lori and Lou Flagg Memorial Youth Fund	935,520	201	0	5,224	7,201	10,000	5,889	463	931,794
Jessica Govea-Thorbourne Memorial Fund	79,162	0	0	434	612	0	498	39	79,671
Harlan and Barbara Hall Fund	845,343	0	0	5,490	6,384	61,040	5,319	415	790,444
Hicks Fund for the Arts	628	0	0	3	5	0	4	0	632
Elmer G. and William G. Hitchcock Fund	129,957	0	0	713	1,005	0	818	65	130,792
Mary and Peter Hobley Memorial Fund	53,756	0	0	317	405	2,100	332	26	52,021
Jeanne Smith-Holmquist Fund	50,587	0	0	278	391	0	318	25	50,912
Cappy Martin/Vernon Hurd Monterey Rotary Club Fund	924,795	0	0	5,074	7,154	0	5,821	459	930,743
Kadushin Robinson Fund	23,727	0	0	138	182	500	149	12	23,386
The Kohn Family Theatre and Arts Fund	43,012	0	0	236	333	0	271	21	43,288
Phyllis Geer Krystal	1,446,164	0	0	7,930	11,189	0	8,533	719	1,456,031
James and Susan Lansbury Fund	75,489	0	0	414	584	0	475	38	75,974
Jefferson and Frances Larkey Memorial Fund	93,414	0	0	544	694	3,998	575	45	90,034
Phyllis and Herbert Lister Fund	77,660	0	0	426	601	0	489	39	78,160
Valera Whitford Lyles Fund	32,193	0	0	177	249	0	203	16	32,400
John and Kristina Magill Fund	0	0	0	0	0	0	0	0	0
The Ann Mayer Hiller Memorial Fund	90,941	0	0	503	701	500	571	45	91,030
Catherine L. and Robert O. McMahan Fund	707,306	0	0	3,880	5,472	0	4,452	351	711,855
McMahan Family Fund	707,307	0	0	3,925	5,451	5,000	4,437	350	706,896
Marjorie McNeely Fund for the Blind or Illiterate	237,315	0	0	1,404	1,787	10,000	1,463	115	228,929
Lenore and Dale Meyer Fund	5,326,024	0	0	31,763	40,229	193,850	21,997	2,600	5,179,569
Malcolm and Joanne Millard Fund	103,056	0	0	565	797	0	649	51	103,719
Mills Family Fund	11,522	0	0	63	89	0	73	6	11,596
Monterey Peninsula Sunrise Rotary Club Fund	44,864	0	0	436	315	10,000	282	21	35,310
Don Nucci Fund for the Salinas Valley	44,286	0	0	243	343	0	279	22	44,571
Mike and Mary Orradre Fund	432,975	0	0	2,375	3,350	0	2,725	215	435,760
The James M. Shade Memorial Fund	792,249	0	0	4,364	6,121	2,000	4,987	393	795,355
Ramsey Shirk Fund	873,102	0	0	5,046	6,691	21,950	5,488	431	856,970
Robert N. & Florence Slinger Foundation Fund	954,887	0	0	5,238	7,387	0	6,011	474	961,027
Salinas Rotary Club Fund	51,273	100	0	279	397	0	323	25	51,701

COMMUNITY FOUNDATION FOR MONTEREY COUNTY			Changes in Fund Balances -- January 1 through June 30, 2015						
			Interfund			All Grants			
			Contrib'ns -	Investment	Interest &	& Pledges	Admin.	Other	Ending
Fund Name	Beg. Fund	Contrib'ns	Other Inc	Gain (Loss)	Dividends	Paid/Rec'd	Fees	Expenses	Fund Balance
Fund for the Salinas Valley	82,521	0	0	453	638	0	519	41	83,051
Cynthia Snorf Fund	95,185	0	0	522	736	0	599	47	95,797
Salinas Rodeo Rotary Club Fund	11,089	0	0	61	86	0	70	5	11,160
Salinas Steinbeck Rotary Club Fund	1,786	0	0	10	14	0	11	1	1,798
Robert and Leslie Taylor Fund	50,101	0	0	275	388	0	315	25	50,423
Trinidad Gomez Family Fund	127,814	0	10,000	651	993	2,000	805	63	136,590
William and Susanne Tyler Fund	236,226	0	0	1,296	1,827	0	1,487	117	237,745
Willemsen Family Fund	668,559	0	0	4,171	4,963	56,000	4,208	319	617,166
Subtotal Donor Advised (52)	22,331,777	8,614	10,000	127,982	170,313	529,120	126,793	12,892	21,979,881
Restricted - Award									
AIA Monterey Bay Concepts Competition Fund	3,522	0	0	0	8	0	18	0	3,512
Dr. William D. Barr Fund for Educational Leadership	30,319	0	0	182	230	1,175	229	15	29,313
Butterfield Fund-No. Ca. Book Publicist's Assoc.	34,658	0	0	190	268	0	262	17	34,837
The Nancy Wheelis Dodd Fund	48,662	350	0	343	364	4,455	307	24	44,933
Allen S. Griffin Fund - Teaching Awards	127,378	0	0	842	958	8,000	962	62	120,154
Anthony Nicholas Narigi Memorial Baseball Endowment	130,988	0	0	721	1,013	500	989	65	131,167
Theodore R. Sarbin Research and Scholarship Award Fund	19,607	0	0	108	152	0	148	10	19,709
Robert Stanton Award - Amer Inst. of Architects	48,809	0	0	321	330	6,655	344	22	42,439
Subtotal Restricted Award (8)	443,943	350	0	2,707	3,322	20,785	3,258	215	426,064
Restricted - Agency									
Alliance on Aging	16,971	0	0	100	128	727	84	8	16,381
Alzheimer's Association of Monterey County	30,901	0	0	169	239	0	156	15	31,139
The Boys and Girls Club of the Monterey Peninsula Fund	127,704	0	0	745	967	4,397	632	62	124,324
Laurie Boone Hogen Appreciation Fund for Excellence in Teaching	60,818	0	0	360	458	2,604	300	30	58,703
Big Sur Health Center Endowment Fund	256,463	24,560	0	992	2,069	0	1,292	131	282,661
The Big Sur Land Trust Conservation Fund	40,322	0	0	239	304	1,716	199	20	38,930
Fred Farr & Edwin Bliss Buckeye Memorial Fund	94,221	0	0	516	729	0	475	47	94,945
Blind and Visually Impaired Center Fund	115,530	0	0	684	870	4,946	570	56	111,512
Casa Amesti Foundation Building Endowment Fund	426,252	0	0	2,313	3,268	0	2,127	210	429,496
David Allen Bernahl, II Local Heroes Fund for CASA	17,195	0	0	94	133	0	87	9	17,327
Carl Cherry Center for the Arts	23,973	0	0	142	181	1,008	118	12	23,157
Chartwell School Scholarship Endowment Fund	687,403	0	0	4,068	5,175	29,377	3,389	334	663,546
Children's Services International	12,403	0	0	73	93	527	61	6	11,976
Chamber Music Monterey Bay	21,439	0	0	129	161	871	103	10	20,745
Carmel Music Society	144,337	500	0	847	1,088	6,180	712	70	139,810

COMMUNITY FOUNDATION FOR MONTEREY COUNTY			Changes in Fund Balances -- January 1 through June 30, 2015						
			Interfund			All Grants			
			Contrib'ns -	Investment	Interest &	& Pledges	Admin.	Other	Ending
Fund Name	Beg. Fund	Contrib'ns	Other Inc	Gain (Loss)	Dividends	Paid/Rec'd	Fees	Expenses	Fund Balance
Carmel Public Library Fund-Children's Fund	239,830	0	0	1,420	1,805	10,268	1,182	116	231,488
Carmel Public Library Fund	166,200	0	0	980	1,253	6,729	820	81	160,802
Community Partnership for Youth Fund	16,507	0	0	98	124	707	81	8	15,933
39 Craftsmen/MY Museum	12,052	0	0	71	91	515	59	6	11,633
Friends of the Carmel Valley Library Fund	29,071	0	0	172	219	1,219	143	14	28,085
Carmel Woman's Club Fund	205,669	0	0	1,204	1,555	7,491	1,017	100	199,819
Elkhorn Slough Foundation, Inc. Fund	41,980	0	0	248	316	1,794	207	20	40,523
Fenton Founders:Youth Music Monterey	58,573	0	0	347	441	2,508	289	28	56,535
Food Bank for Monterey County Endowment Fund	72,912	0	0	423	553	2,321	361	36	71,170
Girl Scouts of California's Central Coast Endowment Fund	89,181	0	0	526	672	3,620	440	43	86,276
Goodwill Industries	19,060	0	0	104	148	0	96	9	19,206
Health Projects Center Fund	16,544	0	0	91	128	0	83	8	16,671
Interim, Inc. Mental Illness Endowment Fund	18,201	0	0	100	141	0	92	9	18,341
Kinship Center Fund	12,280	0	0	73	92	526	61	6	11,853
Bishop Kip Fund for All Saints School	196,296	0	0	1,162	1,478	8,404	968	95	189,469
Legal Services for Seniors	21,267	0	0	117	165	0	107	11	21,431
LULAC Council # 2055 Fund	15,326	0	0	91	115	650	76	7	14,799
Lyceum Founders' Fd	34,579	0	0	205	260	1,482	170	17	33,374
Director Emeritus Richard Tyler Scholarship Award	12,483	0	0	68	93	0	56	6	12,582
Monterey County Historical Society	16,493	0	0	98	124	706	81	8	15,920
Meals on Wheels - Mty Peninsula	123,923	0	0	734	933	5,305	611	60	119,614
Eve Mills-Meals on Wheels-Salinas	86,827	100	0	514	654	3,711	428	42	83,914
Meals on Wheels -Salinas	43,282	0	0	256	326	1,819	213	21	41,810
Foundation for Monterey County Free Libraries - Dallas Shaffer Book Fund	122,798	0	0	727	924	5,258	605	60	118,527
Foundation for Monterey County Free Libraries - General Endowment	48,477	0	0	266	375	0	244	24	48,850
Foundation for Monterey County Free Libraries - Staff Development Fund	15,180	0	0	90	114	650	75	7	14,652
Monterey History and Art Association Endowment Fund	439,298	0	0	2,564	3,257	19,829	2,163	211	422,916
MPC Women Supporting Women Endowment Fund	122,203	0	0	717	926	5,255	692	59	117,840
Monterey Public Library Fund	137,738	3,879	0	757	1,092	0	702	70	142,694
Monterey Museum of Art	68,796	0	0	407	518	2,945	339	33	66,404
Natividad Medical Foundation	20,108	0	0	110	156	0	101	10	20,263
Danny Nugent Memorial Campership Fund	21,710	0	0	129	163	929	107	11	20,955
Ombudsman Fund for Long-Term Care	74,452	0	0	441	560	3,186	367	36	71,864
Operating Endowment Fund	809,653	0	0	4,783	6,100	33,690	3,994	393	782,458
Nellie Irons Orr Fund	88,469	0	0	524	666	3,787	436	43	85,392
Pacific Repertory Theatre Endowment	102,756	0	0	563	795	0	518	51	103,545
Museum Foundation of Pacific Grove Fund	139,175	0	0	864	1,028	9,846	676	66	130,478

COMMUNITY FOUNDATION FOR MONTEREY COUNTY			Changes in Fund Balances -- January 1 through June 30, 2015						
			Interfund			All Grants			
			Contrib'ns -	Investment	Interest &	& Pledges	Admin.	Other	Ending
Fund Name	Beg. Fund	Contrib'ns	Other Inc	Gain (Loss)	Dividends	Paid/Rec'd	Fees	Expenses	Fund Balance
Center for Photographic Art	9,997	0	0	56	76	0	50	5	10,075
Friends of the Salvation Army Monterey Peninsula Fund	236,223	0	0	1,398	1,778	10,122	1,165	115	227,998
Shelter Outreach Plus	17,135	0	0	94	133	0	86	9	17,267
Sunset Center for the Arts Fund	122,187	2,000	0	703	923	5,132	603	59	120,020
SPCA of Monterey County Master Fund	956,329	0	0	5,653	7,203	40,140	4,717	464	923,863
Salinas Rodeo Rotary Club Foundation	28,753	0	0	170	216	1,228	142	14	27,756
St. Timothy Foundation, Inc. Fund	18,506	0	0	110	139	791	91	9	17,863
Sylvia W. Schwartz Fund for Reading Improvement	16,330	0	0	97	123	698	81	8	15,763
Robinson Jeffers Tor House Fund	12,236	0	0	72	92	524	60	6	11,811
Tularcitos Parent Teacher Organization	19,685	0	0	117	148	841	97	10	19,002
United Way of Monterey Cnty	86,769	0	0	514	653	3,715	428	42	83,750
Ventana Wilderness	27,281	0	0	149	211	0	137	14	27,491
Ventana Trails Forever Fund	257,253	0	0	1,516	1,940	10,353	1,270	125	248,961
The Western Stage Endowment Fund	43,747	0	0	240	339	0	220	22	44,083
Youth in Wilderness Fund	35,345	0	0	205	268	1,142	175	17	34,484
York School Fund	35,125	0	0	208	264	1,504	173	17	33,904
FASB 136 Year End Adjustment	(4,141,296)	0	0	0	0	0	0	0	(4,141,296)
Subtotal Restricted Agency (69)	3,616,888	31,039	0	44,813	58,730	273,693	38,465	3,783	3,435,530
Scholarship									
Monica Abbott Scholarship Fund	6,204	2,500	0	0	13	0	250	0	8,468
Dr. Roger and Kate Bartels Memorial Scholarship Fund	24,732	0	0	136	191	0	187	12	24,860
The Bissell Fund - Seaside High School	44,802	0	0	246	346	0	338	22	45,034
James Bliss & Annette Sward Forestry & Nursing Scholarship Fund	394,587	0	0	2,250	3,055	8,000	2,980	197	388,716
Margaret and Seba Bronson Scholarship Fund	1,425,176	0	0	8,305	11,663	60,000	8,431	749	1,375,965
The Larry Horan-Jim Langley Cal Alumni Memorial Scholarship Fund	10,172	2,959	0	0	25	0	250	0	12,906
Carmel High School Class of 1952	58,798	375	0	343	453	2,000	444	29	57,496
Bill Clapper Music Scholarship-Monterey High Music	20,605	750	0	105	163	0	158	10	21,455
Cal-Poly Agricultural Business Endowment	47,000	0	0	258	363	0	355	23	47,244
The Elkhorn Slough Foundation's James Rote & Les Strnad Scholarship	74,965	0	0	518	559	7,100	472	36	68,433
David L. Ferguson Scholarship Fund - Monterey High School	29,072	0	0	160	225	0	220	14	29,223
Matthew Paul Finnigan Memorial Scholarship Fund	0	4,973	0	153	288	0	689	(35,639)	40,364
Flagg Scholarship Holding Fund	72,687	0	0	0	167	0	544	0	72,310
Geraldyn R. Griffith Memorial Scholarship Fund	310,038	0	0	1,858	2,372	13,416	2,341	153	298,357
Hausdorf Family Scholarship Fund	220,616	0	0	1,249	1,753	0	1,666	113	221,840
Ed Kennedy Journalism Scholarship Fund	26,547	0	0	146	205	0	200	13	26,685
The Kier Memorial Scholarship Fund	35,800	0	0	203	281	1,000	270	18	34,995

COMMUNITY FOUNDATION FOR MONTEREY COUNTY			Changes in Fund Balances -- January 1 through June 30, 2015						
			Interfund			All Grants			
			Contrib'n's -	Investment	Interest &	& Pledges	Admin.	Other	Ending
Fund Name	Beg. Fund	Contrib'n's	Other Inc	Gain (Loss)	Dividends	Paid/Rec'd	Fees	Expenses	Fund Balance
The Morse Foundation Scholarship Fund	0	0	20,400	0	0	10,000	0	0	10,400
Nakamura Scholarship Fund - Carmel High School	18,716	0	0	109	144	500	141	9	18,318
Dr. Gladys M. Olvis Scholarship Fund	49,088	0	0	283	376	1,000	371	24	48,351
Kristopher Pallastrini Fund	27,027	0	0	167	210	0	204	14	27,187
Richard Scott Reynolds Science & Technology Education Scholarship	127,117	30,000	0	297	1,195	0	1,429	73	157,108
San Ardo Foundation for Education	30,799	0	0	165	239	0	233	15	30,955
The Harles R. Sarment College Endowment	2,157,982	0	0	12,166	16,889	5,000	16,298	1,086	2,164,653
Alan and Rita Shugart Scholarship Fund	143,138	0	0	786	1,107	0	1,081	71	143,880
Joseph and Betty Spradling Scholarship Fund	24,500	0	0	0	56	2,000	245	0	22,312
Wilbur H. and Maxine D. Stevens Scholarship Fund	33,507	0	0	184	259	0	253	17	33,681
Shelley Watts Scholarship - General Education	66,961	0	0	368	518	0	506	33	67,308
Charles Joseph Watts Scholarship Fund	74,989	0	0	440	583	1,500	566	38	73,908
Horace Wilson Scholarship Fund	107,903	0	0	593	834	0	815	54	108,462
Subtotal Scholarships (30)	5,663,529	41,557	20,400	31,488	44,534	111,516	41,937	(32,814)	5,680,869
Stewardship Funds									
1984 Fund	17,865	13,500	0	(33)	162	0	101	10	31,383
Big Sur Health Center Stewardship Fund	117,199	3,768	0	593	922	0	592	59	121,832
Central Coast Veterans Cemetery Foundation Stewardship Fund	0	10,000	0	(23,210)	3,939	0	2,841	(1,218,823)	1,206,711
Central Coast VNA and Hospice, Inc. Stewardship Fund	3,467,946	0	0	18,970	26,847	0	13,737	1,724	3,498,303
Church in the Forest Stewardship Fund	74,609	20,000	0	119	648	0	376	41	94,960
Community Human Services Stewardship Fund	108,675	0	0	595	841	0	547	54	109,510
Carmel Heritage Society Stewardship Fund	0	70,000	0	(1,041)	202	0	0	8	69,153
Chamber Music Monterey Bay Stewardship Fund	390,836	60,000	0	1,296	3,166	0	1,969	198	453,131
Carmel Valley Kiwanis Foundation Stewardship Fund	13,337	5,000	0	73	103	0	0	7	18,506
Carmel Woman's Club Stewardship Fund	87,525	0	0	479	677	0	441	44	88,197
Del Monte Forest Conservancy	1,891,165	20,000	0	10,496	14,790	0	8,434	949	1,927,068
Friends of the Andy Ausonio Library Stewardship Fund	0	200,000	0	(3,770)	645	0	0	18	196,857
Friends of the Marina Library Stewardship Fund	49,253	15,416	0	47	436	0	248	27	64,876
Girls, Inc. Stewardship Fund	0	100,000	0	(1,170)	569	0	250	29	99,120
Japanese American Citizens League of Monterey Peninsula Stewardship	277,483	0	0	1,520	2,147	0	1,398	138	279,615
Kernes Adaptive Aquatics Stewardship Fund	61,922	0	0	340	479	0	390	31	62,321
LandWatch Monterey County Stewardship Fund	194,420	0	0	1,065	1,505	0	979	97	195,913
Monterey County Rape Crisis Center Stewardship Fund	106,769	0	0	585	826	0	538	53	107,589
Methodist Foundation of Pacific Grove Stewardship Fund	79,258	0	0	434	613	0	399	39	79,867
The Morse Foundation Stewardship Fund	0	245,000	0	(3,718)	842	20,400	0	39	221,685
Peace of Mind Dog Rescue Stewardship Fund	0	50,000	0	(408)	188	0	125	12	49,643

COMMUNITY FOUNDATION FOR MONTEREY COUNTY			Changes in Fund Balances -- January 1 through June 30, 2015						
			Interfund			All Grants			
			Contrib'n's -	Investment	Interest &	& Pledges	Admin.	Other	Ending
Fund Name	Beg. Fund	Contrib'n's	Other Inc	Gain (Loss)	Dividends	Paid/Rec'd	Fees	Expenses	Fund Balance
Museum Foundation of Pacific Grove Stewardship Fund	328,283	0	0	1,950	2,468	14,737	1,617	159	316,188
Pacific Grove Public Library Foundation Stewardship Fund	574,471	0	0	3,147	4,446	0	2,894	286	578,884
Rancho Cielo Youth Stewardship Fund	268,548	0	0	1,471	2,078	0	1,353	133	270,611
Learning Opportunities Endowment Fund for Scottish Fiddlers of California	0	354,907	0	(917)	153	0	0	4	354,139
Shelter Outreach Plus Stewardship Fund	97,200	0	0	532	752	0	490	48	97,946
S.T.A.R. Foundation of Monterey County Stewardship Fund	910,506	95,000	0	4,230	7,730	0	4,813	486	1,012,168
Sun Street Centers Stewardship Fund	219,845	0	0	1,204	1,701	0	1,107	109	221,534
Temple Beth El Stewardship Fund	113,604	0	0	712	842	10,000	572	54	104,531
United Way Monterey County Stewardship Fund	179,537	11,916	0	1,062	1,481	0	935	95	192,967
Voices for Children Stewardship Fund	50,277	50,000	0	(658)	551	0	253	30	99,887
YWCA Monterey County Stewardship Fund	0	50,000	0	(408)	188	0	125	12	49,643
Stewardship Fund Year End Adjustment	(9,680,534)	0	0	0	0	0	0	0	(9,680,534)
Subtotal Stewardship Funds (33)	0	1,374,508	0	15,586	82,940	45,137	47,523	(1,213,831)	2,594,206
Temporary - Discretionary									
Big Sur Fire Fund	100	0	0	0	0	0	0	0	100
Grover Hermann	305	0	0	0	0	0	305	0	0
Subtotal Temporary Discretionary (2)	405	0	0	0	0	0	305	0	100
Temporary - Restricted									
Alert Monterey County	16,149	0	0	0	37	0	500	0	15,685
Casa Amesti Garden and House Fund	181,248	50	0	0	378	5,972	827	0	174,877
Central Coast Veterans Cemetery Foundation	183,593	1,135,696	0	0	1,246	100,000	841	1,219,694	2
Rudolph E. Futer Restricted Purpose Fund	147	0	227,942	0	16	227,942	500	0	(337)
Subtotal Temporary Agency (4)	381,137	1,135,746	227,942	0	1,677	333,914	2,667	1,219,694	190,227
Nonendowed - Donor-Advised									
Anonymous Donor Temporary Fund	735	0	0	0	1	0	500	0	236
Amy Anderson and George Somero Fund	195,580	30,000	0	1,534	1,628	31,200	1,310	105	196,127
Andrew and Victoria Ausonio Family Fund	8	0	0	0	0	0	8	0	0
The Benjamin Family Foundation	279,850	0	0	1,544	2,161	1,000	1,758	139	280,658
Marta L. Bennett Fund	17,717	0	0	97	137	0	112	9	17,831
The Brown Family Fund	119,865	0	0	761	828	20,000	692	54	100,708
Buccafurni-Lawrence Fund	39,778	0	0	352	269	10,000	796	18	29,586
The Buffett Fund	2,787,870	0	0	16,747	20,978	217,000	15,012	1,354	2,592,230
Chris's Fund	10,630	20,000	0	0	22	22,240	500	0	7,912
Monterey County Weekly Community Fund	1,344,008	(550)	10,000	0	0	1,301,167	0	9,294	42,998

COMMUNITY FOUNDATION FOR MONTEREY COUNTY			Changes in Fund Balances -- January 1 through June 30, 2015						
			Interfund			All Grants			
			Contrib'ns -	Investment	Interest &	& Pledges	Admin.	Other	Ending
Fund Name	Beg. Fund	Contrib'ns	Other Inc	Gain (Loss)	Dividends	Paid/Rec'd	Fees	Expenses	Fund Balance
Scott Corwon Fund	7,246	0	0	81	35	5,000	30	2	2,330
The Carmel Realty Foundation	50,000	5,900	0	328	384	2,500	153	21	53,938
D'Arrigo-Martin Fund	9,804	0	0	0	18	5,500	500	0	3,822
Andrew & Phyllis D'Arrigo Fund 2	289,919	0	0	2,306	1,943	60,000	1,669	128	232,370
Dekker Davidson Foundation	0	10,000	0	0	0	0	0	0	10,000
DeWitt Fund	1,086,269	0	0	6,858	8,031	100,000	6,720	516	993,921
Doolittle Fund	423,536	328,766	0	(2,540)	4,842	68,500	3,170	302	682,632
Eimer/Cartwright Fund	41,918	0	1,500	290	305	6,500	253	20	37,240
Howard and Karin Evans Fund	246,523	0	0	1,356	1,805	16,000	1,501	117	232,066
Davis Factor Jr. Fund #2	48	0	0	0	0	0	0	0	48
Doris Parker Fee Fund #2	39	1,000	0	0	0	1,000	0	0	39
Ted Fehring Family/Carmel Host Lions Club #2	12,360	0	0	0	17	0	250	(1,919)	14,046
Jose F. Fernandez Fund	468,322	0	0	2,569	3,623	0	2,948	233	471,334
Matthew Paul Finnigan Memorial Scholarship Fund	35,657	0	0	0	0	0	0	35,657	0
Tom and Mary Kay Gallagher Fund	12,163	0	0	0	27	0	500	0	11,691
The Joel and Dena Gambord Charitable Foundation	26,191	0	0	0	60	0	524	0	25,727
Gloria Fund	7,019	22,911	0	(384)	128	500	44	6	29,124
Dr. Adriana Hayward Fund	52,087	0	0	337	378	5,000	312	25	47,465
The Peter and Jackie Henning Fund	313,200	0	0	2,114	2,412	27,000	1,957	156	288,612
Hodges Family Fund	9,948	0	0	55	77	0	63	5	10,012
Jack and Patricia Kilmartin Fund	315,450	0	0	1,731	2,440	0	1,986	157	317,479
Phyllis Geer Krystal Fund -Distributable Portion	13,485	0	0	74	104	0	85	7	13,572
The Landreth Family Fund	2,506,806	0	0	13,870	19,166	35,500	13,788	1,233	2,489,320
Phyllis and Herbert Lister Temporary Fund	11,711	0	0	65	90	0	250	6	11,611
Mahoney/Peterson Family Fund	228,495	0	0	0	524	2,500	1,427	0	225,093
Lenore and Dale Meyer Fund 2	7,476	0	0	41	58	0	47	4	7,524
Malcolm and Joanne Millard Fund #2	111	0	0	1	1	0	1	0	111
Howard and Anne Morgens Fund	150,000	0	0	0	345	0	937	0	149,409
Anthony and Lary Lynn Muller Fund	438,524	0	0	2,523	3,266	22,000	2,693	211	419,410
Gilbert M. Neill Math Fund	2,050	0	0	0	0	0	500	0	1,551
Nepenthe/Phoenix Corporation Fund	118,705	0	0	0	260	10,000	1,174	0	107,790
Non-Point Source Projects Fund	12,841	0	0	0	4	0	80	0	12,765
F. Robert Nunes Family Fund	2,130,186	0	0	12,889	16,113	120,000	11,954	1,039	2,026,196
Oak Hill Charitable Fund	23,330	0	0	0	53	0	500	0	22,883
Mike and Mary Orradre Temporary Fund	310,318	0	0	1,824	2,364	5,000	6,206	152	303,147
The David and Lucile Packard Foundation Fund	393,058	650,000	0	0	1,642	429,145	20,861	0	594,694
Pass Thru Fund	3,412	13,200	0	0	0	2,500	500	0	13,612

COMMUNITY FOUNDATION FOR MONTEREY COUNTY			Changes in Fund Balances -- January 1 through June 30, 2015						
			Interfund			All Grants			
			Contrib'n's -	Investment	Interest &	& Pledges	Admin.	Other	Ending
Fund Name	Beg. Fund	Contrib'n's	Other Inc	Gain (Loss)	Dividends	Paid/Rec'd	Fees	Expenses	Fund Balance
Reese Family Fund	41,580	0	0	521	181	27,250	203	14	14,815
The Fred Rowden Memorial Fund	27,108	0	0	0	54	4,000	160	0	23,002
RSH Fund	0	25,000	0	0	16	0	78	0	24,938
Tom and Carol Russell Family Fund	0	0	0	0	0	0	0	0	0
Will and Mary Shaw Fund	180,044	0	0	988	1,393	0	1,133	89	181,202
Robert and Florence Slinger Fund #2	211,747	0	0	1,171	1,634	1,000	1,330	105	212,117
The Snorf Fund	18,633	0	0	123	131	2,200	110	9	16,567
The Fred Terman and Nan Borreson Fund	75,566	0	0	942	412	43,000	450	29	33,441
Peter and Anne Thorp Fund	13,948	16,220	0	52	50	12,800	500	0	16,969
The Alexander F. Victor Foundation	87,500	0	0	480	677	0	551	43	88,063
Mark R. Wendland Memorial Fund	8,235	5,000	0	0	15	2,500	500	0	10,250
Wiegand Family Foundation	14,330	0	0	0	32	1,000	500	0	12,862
Subtotal Nonendowed Donor Advised (59)	15,232,941	1,127,446	11,500	71,698	101,134	2,620,502	109,786	49,337	13,765,095
Special Programs									
The Monterey Experience Project Fund	5	0	100,000	0	59	0	0	0	100,064
Community Leadership Project #2	(324,854)	0	459,332	0	0	0	11,667	20,975	101,837
Community Leadership Project - DeWitt	41,849	0	0	0	0	0	0	0	41,849
Center for Nonprofit Excellence #2	3,121	0	0	0	0	0	0	3,121	0
Center for Nonprofit Excellence #3	26,128	0	0	0	0	0	0	18,870	7,258
Girls Health Initiative	368,237	0	2,810	0	0	0	16,000	60,977	294,069
Pathways to Safety	12,487	0	0	0	0	0	0	490	11,997
Subtotal Special Programs (7)	126,974	0	562,142	0	59	0	27,667	104,433	557,074
Pledges, Bequests, & CRTs									
Maureen Bevelin CRT	511,748	0	0	0	0	0	0	0	511,748
Charitable Gift Annuities Fund	78,313	0	0	0	0	0	0	0	78,313
CRT Funds: (Kaspick)	4,863,971	0	0	0	0	0	17,761	0	4,846,210
Farrell/Allen Carmel Rotary Fund Receivable	0	0	2,958,528	0	0	0	0	0	2,958,528
Estate of Claire E. Flagg	500,000	0	0	0	0	0	0	0	500,000
Ed & Terry Haber CRT	2,231,068	0	0	0	0	0	3,309	0	2,227,759
The Thomas Hart Hawley Unitrust	107,622	0	0	0	0	0	0	0	107,622
John L. & Nancy Maytag Love Trust Receivables	275,000	0	235,434	0	0	460,434	0	0	50,000
Monterey Experience Project Receivable	100,000	0	0	0	0	100,000	0	0	0
Joanne Millard CRT	174,293	0	0	0	0	0	0	0	174,293
CLP- Receivable due from Packard	459,332	0	0	0	0	459,332	0	0	0
Paul E. Rochester CRT	342,866	0	0	0	0	0	0	0	342,866

COMMUNITY FOUNDATION FOR MONTEREY COUNTY		Changes in Fund Balances -- January 1 through June 30, 2015							
			Interfund			All Grants			
			Contrib'ns -	Investment	Interest &	& Pledges	Admin.	Other	Ending
Fund Name	Beg. Fund	Contrib'ns	Other Inc	Gain (Loss)	Dividends	Paid/Rec'd	Fees	Expenses	Fund Balance
Estate of Anita Tarr Turk Fund for Breast Cancer Research	264,615	0	0	0	0	0	0	0	264,615
Subtotal Future Assets (13)	9,908,827	0	3,193,962	0	0	1,019,766	21,069	0	12,061,954
GRAND TOTAL	149,710,128	4,859,834	6,071,067	756,781	1,174,279	5,919,808	1,236,641	1,453,892	153,961,748
Number of funds - 365									
Other Summary Information:									
Funds in the Main									
Investment Pool	121,785,089	2,509,045	720,892	685,082	1,065,410	1,945,627	1,075,067	(1,186,893)	124,931,717
Funds in Moneymarket									
Pool + Other Temp.	18,016,212	2,350,789	2,156,213	71,698	108,869	2,954,415	140,504	2,640,785	16,968,077
Pledges, Beq. CRTs	9,908,827	0	3,193,962	0	0	1,019,766	21,069	0	12,061,954
Total	149,710,128	4,859,834	6,071,067	756,781	1,174,279	5,919,808	1,236,641	1,453,892	153,961,748

COMMUNITY FOUNDATION FOR MONTEREY COUNTY
GRANTS PAYABLE - June 2015

NAME	FUND	AMOUNT	DUE
Samuel Merritt University - Min Kang	James Bliss & Annette Sward Forestry & Nursing Scholarship Fund	2,000	2/28/2015
First Night Monterey	Patricia J. Boles Fund	4,886	12/19/2014
North Monterey County Unified School District	Maureen Bradford Fund	6,000	7/11/2015
California State University, Sacramento - Jennifer Casas	Margaret and Seba Bronson Scholarship Fund	15,000	10/31/2015
California State University, Sacramento - Jennifer Casas	Margaret and Seba Bronson Scholarship Fund	15,000	10/31/2016
San Jose State University - Michaela Vaughan	Margaret and Seba Bronson Scholarship Fund	8,000	10/31/2015
San Jose State University- Mirna Munoz	Margaret and Seba Bronson Scholarship Fund	15,000	12/31/2015
San Jose State University- Mirna Munoz	Margaret and Seba Bronson Scholarship Fund	15,000	10/31/2017
San Jose State University- Mirna Munoz	Margaret and Seba Bronson Scholarship Fund	15,000	2/28/2015
California State University, Humboldt - William Samples	Margaret and Seba Bronson Scholarship Fund	15,000	10/31/2016
California State University, Humboldt - William Samples	Margaret and Seba Bronson Scholarship Fund	15,000	10/31/2017
California State University, Humboldt - William Samples	Margaret and Seba Bronson Scholarship Fund	15,000	10/31/2018
Lyceum of Monterey County	John and Mary Dawson Learning Fund	4,000	7/31/2015
United Way Monterey County	Rudolph E. Futer Restricted Purpose Fund	25,000	8/7/2015
North Monterey County Unified School District	Rudy E. Futer Fund for Human & Humane Needs	9,000	7/11/2015
San Francisco State University - Sofie Sarlat	Hausdorf Family Scholarship Fund	6,000	2/28/2015
2015 MC Gives campaign for Rancho Cielo	Henning Family Fund	10,000	3/7/2016
Pass the Word Ministry	Homeless Non-Endowed	10,500	2/28/2015
First Night Monterey	Lauralie and J. Irvine Fund	10,114	12/19/2014
Brigham Young University - Mitchell Barr	Kier Memorial Scholarship Fund	600	10/31/2016
Coalition for Urban Rural Environmental Stewardship	Non-Point Source Projects Fund	20,650	7/1/2015
Coalition for Urban Rural Environmental Stewardship	Non-Point Source Projects Fund	8,850	7/1/2016
The Environmental Justice Coalition for Water	Non-Point Source Projects Fund	20,650	7/1/2015
The Environmental Justice Coalition for Water	Non-Point Source Projects Fund	8,850	7/1/2016
Alisal Center for the Fine Arts	Community Leadership Project #2	9,850	7/11/2015
Alisal Center for the Fine Arts	Community Leadership Project #2	20,000	1/15/2016
Big Sur Health Center	Community Leadership Project #2	1,193	7/11/2015
Big Sur Health Center	Community Leadership Project #2	20,000	1/15/2016
Community Foundation San Benito County	Community Leadership Project #2	59,000	1/15/2016

COMMUNITY FOUNDATION FOR MONTEREY COUNTY
GRANTS PAYABLE - June 2015

NAME	FUND	AMOUNT	DUE
Community Foundation Santa Cruz County	Community Leadership Project #2	166,575	5/1/2015
Community of Caring, Monterey Peninsula	Community Leadership Project #2	9,000	7/11/2015
Community of Caring, Monterey Peninsula	Community Leadership Project #2	20,000	1/15/2016
Loaves, Fishes & Computers, Inc.	Community Leadership Project #2	16,360	7/11/2015
Loaves, Fishes & Computers, Inc.	Community Leadership Project #2	20,000	1/15/2016
Sol Treasures	Community Leadership Project #2	1,375	7/11/2015
Sol Treasures	Community Leadership Project #2	20,000	1/15/2016
Village Project, Inc.	Community Leadership Project #2	10,380	3/7/2015
Village Project, Inc.	Community Leadership Project #2	20,000	10/31/2014
California State University, Chico - Robert J. Valencia	The Harles R. Sarment College Endowment	5,000	10/31/2013
California State University, Sacto - Veronica Palomino	The Harles R. Sarment College Endowment	5,000	10/31/2013
UCLA - Luis Gerardo Hernandez	The Harles R. Sarment College Endowment	5,000	2/28/2015
University of California, Davis - Jazmin Guido	The Harles R. Sarment College Endowment	5,000	10/31/2013
University of California, Merced - Maria Zamudio	The Harles R. Sarment College Endowment	5,000	10/31/2014
First Night Monterey	Robert and Virginia Stanton Endowment Fund	25,000	11/14/2014
Action Council	Women's Endowment Fund	75,000	12/18/2015
Action Council	Women's Endowment Fund	75,000	12/19/2016
		<u>868,833</u>	

COMMUNITY FOUNDATION FOR MONTEREY COUNTY

GIFTS - June 2015

Donor	Gift Date	Gift Amount	Fund
Estate of Mrs. Robert Stanton	6/1/2015	4,848	General Endowment Fund of the Community Foundation
Mr. John Day	6/1/2015	10	The Fund for Homeless Women Non-Endowed Fund
Prof. Samuel E. Buttrey and Ms. Elinda Hardy	6/1/2015	250	Monterey Public Library Fund
Mr. Matt Carlyle and Ms. Lisa Koenig	6/1/2015	130	Monterey Public Library Fund
Salinas Rotary Club	6/1/2015	100	Salinas Rotary Club Fund
Dr. Amy Sands and Ms. Eileen Nazzaro	6/1/2015	75	Women's Fund Endowment
Ms. Kate Bruno	6/1/2015	25	Women's Fund Endowment
Capital Group Companies Charitable Foundation	6/1/2015	1,000	Women's Fund Endowment
Mrs. Jane L. Weisser	6/3/2015	30	Carmel High School Class of 1952 Fund
Ms. Linda Keill	6/3/2015	1,000	The Fund for Homeless Women Non-Endowed Fund
Mr. John Burk & Mrs. Anne Petersen Burk	6/3/2015	25	The Fund for Homeless Women Non-Endowed Fund
Ms. Christa Schuck	6/3/2015	150	Women's Fund Endowment
Mr. Quinn Bernal	6/4/2015	1,500	Monica Abbott Scholarship Fund
Cal Alumni Club of the Monterey Peninsula	6/5/2015	2,959	The Larry Horan-Jim Langley Cal Alumni Memorial Scholarship
Mr. & Mrs. Todd H. and Linda Norgaard	6/5/2015	10,000	Chris's Fund
Pebble Beach Company Foundation	6/8/2015	10,000	Central Coast Veterans Cemetery Foundation Stewardship Fund
Chamber Music Monterey Bay	6/8/2015	60,000	Chamber Music Monterey Bay Stewardship Fund
The GE Foundation	6/8/2015	500	Carmel Music Society Endowment Fund
YourCause, LLC Trustee for Chevron Matching Employee	6/8/2015	1,650	Matthew Paul Finnigan Memorial Scholarship Fund
Ms. Caitlin Antle Wilson	6/9/2015	100	Women's Fund Endowment
Dawn's Dream Winery	6/9/2015	250	Women's Fund Endowment
Catholic Daughters of the Americas Court St.	6/10/2015	500	The Fund for Homeless Women
Chicago Title Company	6/12/2015	4,500	1984 Fund
Mr. & Mrs. William and Nancy Doolittle	6/15/2015	4,000	The Todd Lueders Fund for the Arts
Ms. Ilene Tuttle	6/15/2015	100	Women's Fund Endowment
Network for Good	6/18/2015	48	Matthew Paul Finnigan Memorial Scholarship Fund
Ms. Katharina Harlow	6/18/2015	50	The Fund for Homeless Women Non-Endowed Fund
Ms. Constance Murray and Mr. David Buckingham	6/18/2015	5,000	Women's Fund Endowment
Mr. Igor Greenwald	6/20/2015	40	The Fund for Homeless Women Non-Endowed Fund
Rotary Club of Carmel-by-the-Sea	6/22/2015	8,313	Farrell/Allen Carmel Rotary Fund
Estate of Mrs. Robert Stanton	6/22/2015	263	General Endowment Fund of the Community Foundation

COMMUNITY FOUNDATION FOR MONTEREY COUNTY

GIFTS - June 2015

Estate of Mrs. Robert Stanton	6/22/2015	154	General Endowment Fund of the Community Foundation
Miss Jan L. McAlister	6/22/2015	25	The Fund for Homeless Women
Ms. Bridget Hildebrand Booth	6/25/2015	100	Women's Fund Endowment
Scottish Fiddlers of California	6/26/2015	354,907	Learning Opportunities Endowment Fund for Scottish Fiddlers of CA
Estate of Richard W. LaSalle	6/30/2015	958,528	Farrell/Allen Carmel Rotary Fund Receivable
Carmel Heritage Society	6/30/2015	10,000	Carmel Heritage Society Stewardship Fund
YourCause, LLC Trustee for Chevron Matching Employee	6/30/2015	650	Matthew Paul Finnigan Memorial Scholarship Fund
Estate of Mrs. Robert Stanton	6/30/2015	7,342	General Endowment Fund of the Community Foundation
Mildred Hitchcock Huff Charitable Trust	6/30/2015	1,000	The Fund for Homeless Women
College Futures Foundation	6/30/2015	50,000	Operating Fund
Mildred Hitchcock Huff Charitable Trust	6/30/2015	1,000	Out Reach - A Fund for LGBT Life in Monterey County
Cash found in donated purses	6/30/2015	4	Women's Fund Endowment
		<u>1,501,126</u>	

Interfund Gifts

Community Foundation for Monterey County	6/19/2015	10,000	Trinidad Gomez Family Fund
Community Foundation for Monterey County	6/26/2015	<u>20,400</u>	The Morse Foundation Scholarship Fund
		30,400	

Total Gifts	<u><u>1,531,526</u></u>
--------------------	-------------------------

COMMUNITY FOUNDATION FOR MONTEREY COUNTY

GRANTS - June 2015

Grantee	Program Name	Granted	Date	Fund
Central Coast Veterans Cemetery Foundation	Disbursement by Central Coast Veterans Cemetery Foundation	100,000	6/1/2015	Central Coast Veterans Cemetery Foundation
The Marina Foundation	after -school nutritional snack program	5,000	6/12/2015	Evelyn and Spencer Thompson Fund to Help Feed the Hungry
Carmel Foundation	programming and services	8,000	6/12/2015	Engracia Irene Murray Field of Interest Fund
Community Bridges /Puentes de la Comunidad	nutrition education and disease prevention strategies-Pajaro residents	12,000	6/12/2015	Ken and Gundy DuVall Fund
Salinas Valley Memorial Hosp. Svc. League	prescription produce program initiative to establish healthy habits	10,000	6/12/2015	Ken and Gundy DuVall Fund
EternityWorks dba Youth NOW	Youth N.O.W.'s Tutoring Program, Focused for Pajaro Valley Students	5,000	6/12/2015	Fund for the 21st Century
KIDPOWER	social-emotional adjustment / academic success for migrant children	4,000	6/12/2015	Irving R. and Helen G. Stuart Fund
Life Is For Everyone, Inc.	LIFE, Inc. after school program in East Salinas	9,500	6/12/2015	Fund for the 21st Century
Lyceum of Monterey County	(two-year grant 2015-17) cyber adventurers (Comp Science for Girls)	6,500	6/12/2015	The John & Mary Dawson Learning Fund
On The Move	Epicer, youth-led community center serving transition-age youth	9,000	6/12/2015	Rudy E. Futer Fund for Human & Humane Needs
Parent Institute of Quality Education	parent engagement program	10,000	6/12/2015	The John & Mary Dawson Learning Fund
Peacock Acres	the learning center at Peacock Acres	10,000	6/12/2015	Andrew D. and Marjorie S. Orrick Fund
KIDPOWER	social-emotional adjustment / academic success for migrant children	1,000	6/12/2015	Marcia F. DeVoe Fund
KIDPOWER	social-emotional adjustment / academic success for migrant children	5,000	6/12/2015	Doolittle Fund
Life Is For Everyone, Inc.	LIFE, Inc. after school program in East Salinas	1,500	6/12/2015	Eimer/Cartwright Fund
Life Is For Everyone, Inc.	LIFE, Inc. after school program in East Salinas	1,000	6/12/2015	Marcia F. DeVoe Fund
Lyceum of Monterey County	(two-year grant 2015-17) cyber adventurers (Comp Science for Girls)	1,500	6/12/2015	Eimer/Cartwright Fund
On The Move	Epicer, youth-led community center serving transition-age youth	1,000	6/12/2015	Marcia F. DeVoe Fund
Carmel Foundation	programming and services	1,500	6/12/2015	Mark R. Wendland Memorial Fund
Carmel Foundation	programming and services	500	6/12/2015	The Landreth Family Fund
Wahine Project	marketing, communications and evaluation development.	5,000	6/12/2015	General Endowment - Opportunity Fund
Summit Assistance Dogs	general operating support in honor of Fraser's distinguished career	5,000	6/12/2015	Ramsey Shirk Fund
Lopez Island Family Resource Center	support of the Lopez Fit Scholarship Program	5,250	6/12/2015	Ramsey Shirk Fund
Monterey Bay Aquarium	Leadership Council match in support of educational programs	10,000	6/12/2015	Amy Anderson and George Somero Fund
Camerata Singers	Fund a Need	1,000	6/12/2015	The Peter and Jackie Henning Fund
Tamalpa Institute	general operating support	500	6/12/2015	Gloria Fund
Franciscan Workers of Junipero Serra	general operating support	5,000	6/12/2015	F. Robert Nunes Family Fund
Compassion Pregnancy Center	general operating support	10,000	6/12/2015	F. Robert Nunes Family Fund
Salinas Valley Memorial Hospital Foundation	general operating support	10,000	6/12/2015	F. Robert Nunes Family Fund
Chartwell School	student financial aid	5,000	6/12/2015	F. Robert Nunes Family Fund
California Maritime Academy Foundation	the scholarship endowment	25,000	6/12/2015	Harlan and Barbara Hall Fund
University of Nevada, Reno Foundation	the capital campaign	10,000	6/12/2015	Harlan and Barbara Hall Fund
Forest Hill Manor	the music program	3,000	6/12/2015	Chris's Fund
Ave Maria Convalescent Hospital	the music program	5,000	6/12/2015	Chris's Fund

COMMUNITY FOUNDATION FOR MONTEREY COUNTY
GRANTS - June 2015

Grantee	Program Name	Granted	Date	Fund
Catholic Daughters of the America Home, Inc.(dba	the music program	3,240	6/12/2015	Chris's Fund
Oglala Lakota College	the 2015-2016 Geraldyn R. Griffith Memorial Scholarship	13,416	6/12/2015	Geraldyn R. Griffith Memorial Scholarship Fund
UC Davis Cashier's Office	Megan Zoller	2,000	6/12/2015	Carmel High School Class of 1952 Fund
Sacramento City College	Julie Warner	500	6/12/2015	Robert Hattori Nakamura Memorial Scholarship Fund
Monterey Peninsula College	Vanessa Perez	1,000	6/12/2015	James Bliss & Annette Sward Forestry & Nursing Scholarship Fund
Monterey Peninsula College	Jiyoung Shin	1,000	6/12/2015	James Bliss & Annette Sward Forestry & Nursing Scholarship Fund
Friends of Camp SEA Lab	the 2015 Elkhorn Slough Foundation Education Scholarship	2,100	6/12/2015	The Elkhorn Slough Foundation's James Rote & Les Strnad Fund
Oregon Shakespeare Festival	support of the production of "Twelfth Night" for the 2016	100,000	6/26/2015	The Buffett Fund
Hartnell College Foundation	general operating support	2,500	6/26/2015	D'Arrigo-Martin Fund
Boys & Girls Clubs of Monterey County	a match for the Wells Fargo Grant for summer programs	1,000	6/26/2015	The Peter and Jackie Henning Fund
Girls Inc. of the Central Coast	general operating support	1,000	6/26/2015	The Peter and Jackie Henning Fund
Old Monterey Foundation	the fall art lecture series	5,000	6/26/2015	Marcia F. DeVoe Fund
San Jose State University - Financial Aid Office	Tony Velasco	1,500	6/26/2015	Charles Joseph Watts Scholarship Fund
CSU Channel Islands	Marshall Goldman	1,000	6/26/2015	Kier Memorial Scholarship Fund
Monterey Peninsula College	Jalaine Lopez	1,000	6/26/2015	James Bliss & Annette Sward Forestry & Nursing Scholarship Fund
Monterey Peninsula College	Mahl Pink Floyd Baldonado	1,000	6/26/2015	James Bliss & Annette Sward Forestry & Nursing Scholarship Fund
Monterey Peninsula College	Nikki Uchida	1,000	6/26/2015	James Bliss & Annette Sward Forestry & Nursing Scholarship Fund
CSU Fresno	Uriel Jacuinde Arroyo	5,000	6/26/2015	The Morse Foundation Scholarship Fund
CSU Monterey Bay	Jeelene Luna Jimenez	5,000	6/26/2015	The Morse Foundation Scholarship Fund
Cypress Sports Gators Baseball Softball Academy	Fall travel ball fees for Michael Carnazzo	500	6/26/2015	Anthony Nicholas Narigi Memorial Baseball Endowment
Monterey County Pops!	general operating support	1,000	6/26/2015	Farrell/Allen Carmel Rotary Fund
City of Monterey City Hall	operating support for Monterey Recreation, attn: Cindy Vierra	580	6/26/2015	Farrell/Allen Carmel Rotary Fund
Pacific Repertory Theatre	general operating support	1,000	6/26/2015	Farrell/Allen Carmel Rotary Fund
Carl Cherry Center for the Arts	general operating support	750	6/26/2015	Farrell/Allen Carmel Rotary Fund
SpectorDance	general operating support	2,000	6/26/2015	Farrell/Allen Carmel Rotary Fund
CASA Monterey County dba Voices for Children	general operating support	3,000	6/26/2015	Farrell/Allen Carmel Rotary Fund
Boys & Girls Clubs of Monterey County	general operating support	1,500	6/26/2015	Farrell/Allen Carmel Rotary Fund
Monterey Peninsula Comm. Theatre Company Ch.	general operating support	1,000	6/26/2015	Farrell/Allen Carmel Rotary Fund
CSU Humboldt	William Samples	60,000	6/26/2015	Margaret and Seba Bronson Scholarship Fund
Monterey Peninsula College	Nicholas Vondra	2,000	6/26/2015	Joseph and Betty Spradling Scholarship Fund
Monterey Peninsula College	Yene Cardenas Cabrera	1,000	6/26/2015	James Bliss & Annette Sward Forestry & Nursing Scholarship Fund
San Diego State University -- Student Financial Ser Ryan Jayson Cohen		5,000	6/26/2015	The Harles R. Sarment College Endowment
Total Grants		529,336		

COMMUNITY FOUNDATION FOR MONTEREY COUNTY

GRANTS - June 2015

Grantee	Program Name	Granted	Date	Fund
Interfund Grants				
Community Foundation for Monterey County	NUNES to TGFF	10,000	6/19/2015	F. Robert Nunes Family Fund
Community Foundation for Monterey County	MORSS to MORSE for 2015 scholarships	<u>20,400</u>	6/26/2015	The Morse Foundation Stewardship Fund
Total Interfund Grants		30,400		
Total Grants		<u>559,736</u>		

COMMUNITY FOUNDATION FOR MONTEREY COUNTY
SOURCES AND USES OF FUNDS
For the Six Months Ended June 30, 2015

Source of Funds		
Description	Total	% of
	Gifts	Total
Agency Contributions	474,368	6.06%
Bequests	3,805,749	48.61%
Board & Staff	3,236	0.04%
CFMC Annual Appeal	340	0.00%
Corporate Contributions	16,150	0.21%
Foundation Contributions	2,238,940	28.60%
Individual Contributions	1,188,827	15.19%
Monterey County Gives Campaign	0	0.00%
Memorial/Honor	53,741	0.69%
Newsletter/Annual Report Insert	2,375	0.03%
Returned Grants	4,066	10.01%
Special Project	0	0.00%
Women's Fund Breakfast	40,636	0.52%
Sub-Total Contributions	7,828,429	
YE Agency Funds Adjustment	0	0.00%
YE Stewardship Funds Adjustment	0	0.00%
TOTAL	7,828,429	100.00%

Disbursement of Funds		
Description	Total	% of
Grants		Total
Affiliate Fund	0	0.00%
Awards	20,785	0.36%
Community Impact	90,000	1.55%
Donor Advised	3,153,122	54.28%
Board Discretionary	0	0.00%
Field of Interest	48,100	0.83%
Neighborhood Grants	0	0.00%
Opportunity	28,440	0.49%
Organizational Development	37,450	0.64%
Restricted & Designated Agency Funds	878,016	15.11%
Scholarships	112,016	1.93%
Special Project	0	0.00%
Sub-Total Grants	4,367,929	75.19%
Grant Related Expenses	0	0.00%
General Operating	1,371,754	23.61%
Other Fund Expenses	82,138	1.41%
Prior period voided grants	(12,619)	-0.22%
YE Agency Funds Adjustment	0	0.00%
YE Stewardship Funds Adjustment	0	0.00%
TOTAL	5,809,202	100%

Allocation of Grant Funds Distributed			
by Region	% of		by Program Area
	Total		%of
Big Sur	0.67%		Arts, Culture & Humanities
Other County	3.60%		19.25%
Countywide	53.21%		Education
Neighboring County	3.09%		14.89%
Monterey Peninsula	15.51%		Environment & Animal Welfare
Multiple Areas	0.59%		13.81%
North County	1.99%		Health (Individual & Community)
Salinas/Salinas Valley	9.87%		9.19%
Seaside - Marina	0.79%		Human Services
South County	0.41%		32.35%
Outside CA	10.28%		International & Foreign Affairs
	100%		2.83%
			Public & Community Benefit
			6.36%
			Religion-related
			1.33%
			100%