



GRANTMAKING DATA OVERVIEW

June 22, 2021

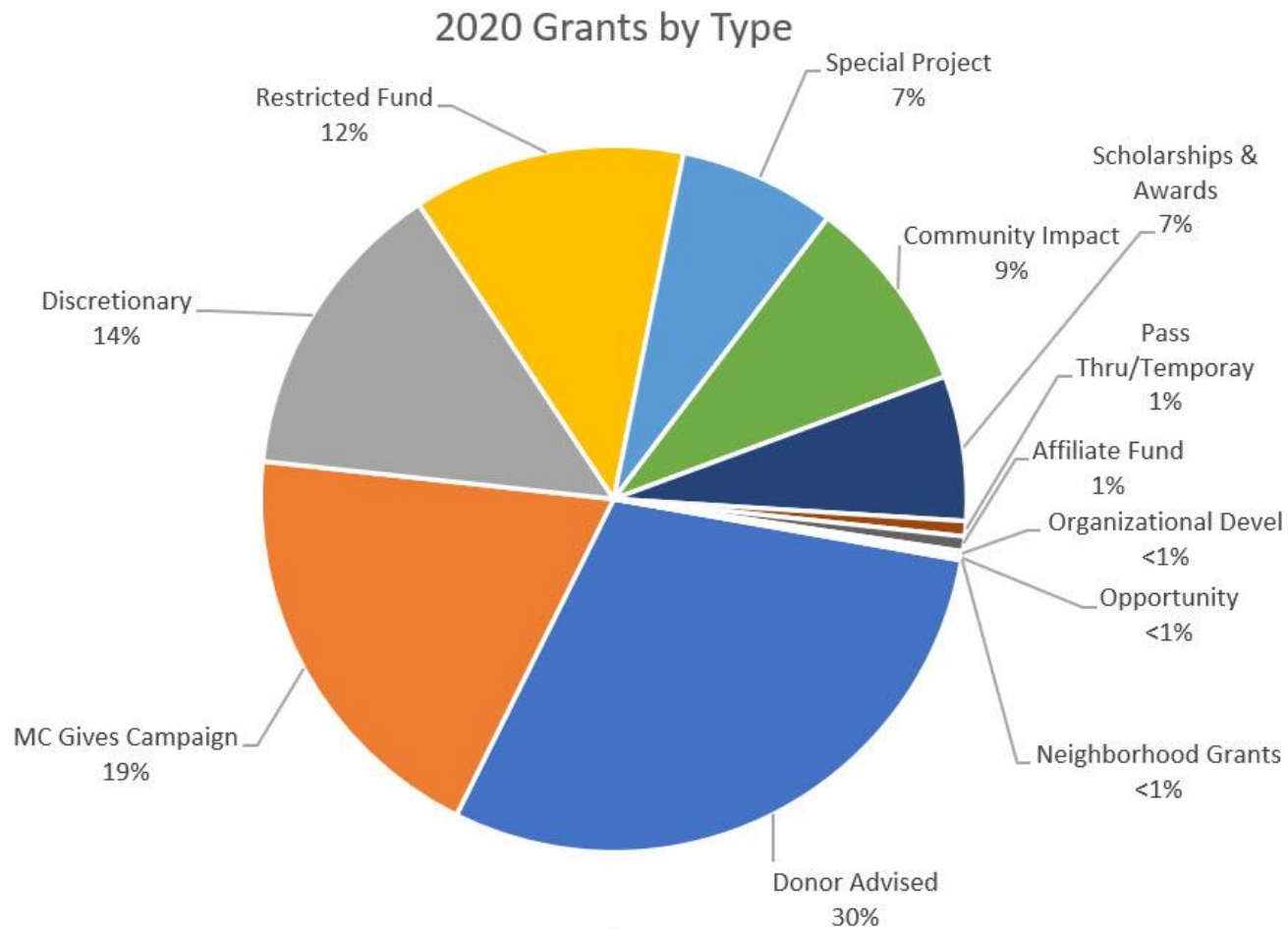
2020 Grantmaking by Grant Type

Grant by Type	Total	# of Grants
Donor Advised	8,028,710	1075
MC Gives Campaign	5,252,601	166
Discretionary	3,798,833	185
Restricted Fund	3,388,520	181
Special Project	1,951,537	21
Community Impact	2,444,289	100
Scholarships & Awards	1,800,319	388
Pass Thru/Temporay	188,796	74
Affiliate Fund	184,750	23
Organizational Devel	54,700	12
Opportunity	35,000	5
Neighborhood Grants	19,500	7
Grand Total	27,147,557	2237

Discretionary grants include CEO and other board approved grants. This includes the COVID Relief Fund and the Monterey County Fire Relief Funds.



2020 Grantmaking by Grant Type

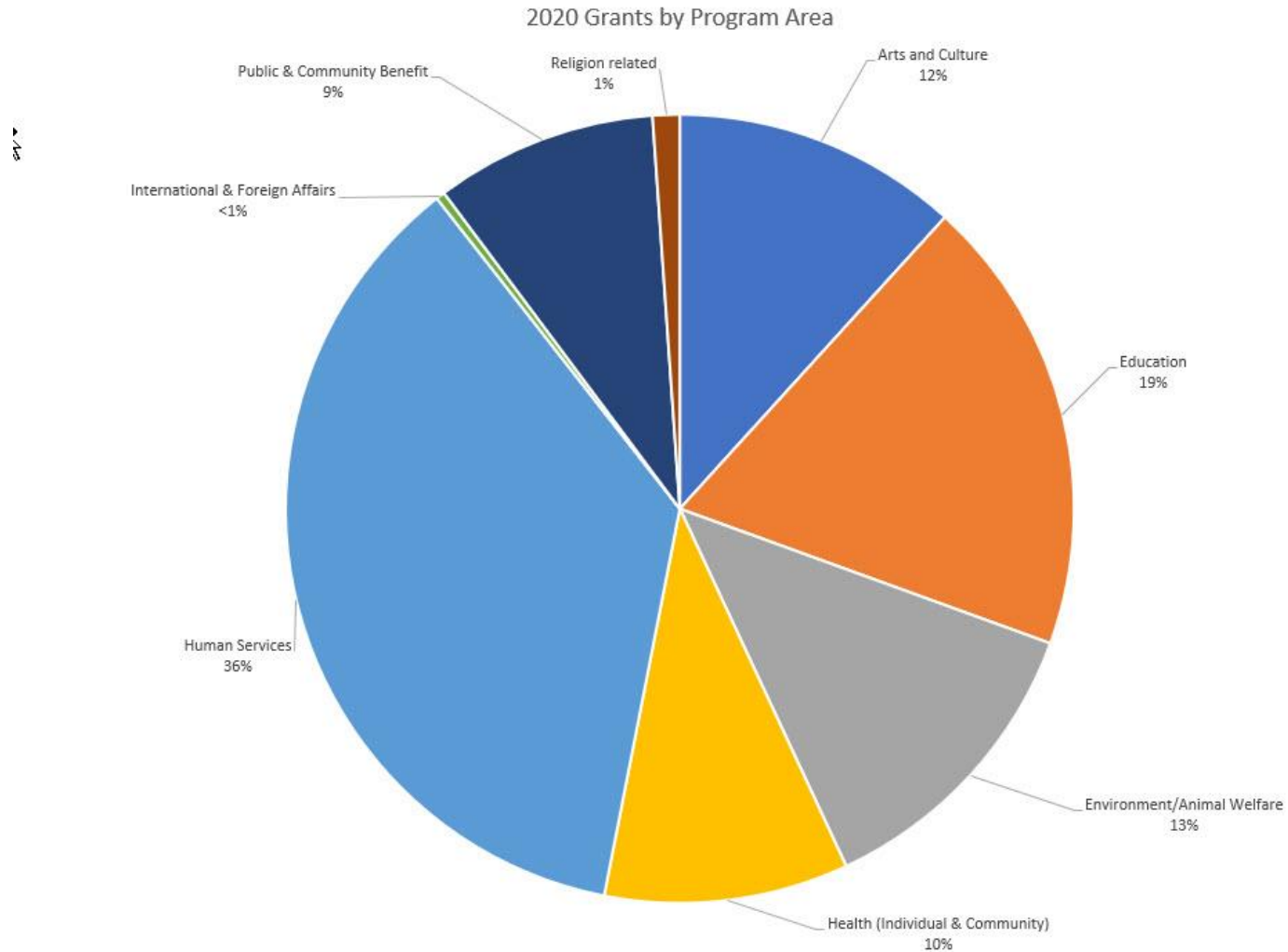


2020 Grantmaking by Program Area

2020 Grants by Program Area	
Program Area	Total
Arts and Culture	3,193,160
Education	5,107,836
Environment/Animal Welfare	3,402,342
Health (Individual & Community)	2,721,786
Human Services	9,878,500
International & Foreign Affairs	97,904
Public & Community Benefit	2,474,729
Religion related	300,925
Grand Total	27,147,557



2020 Grantmaking by Program Area



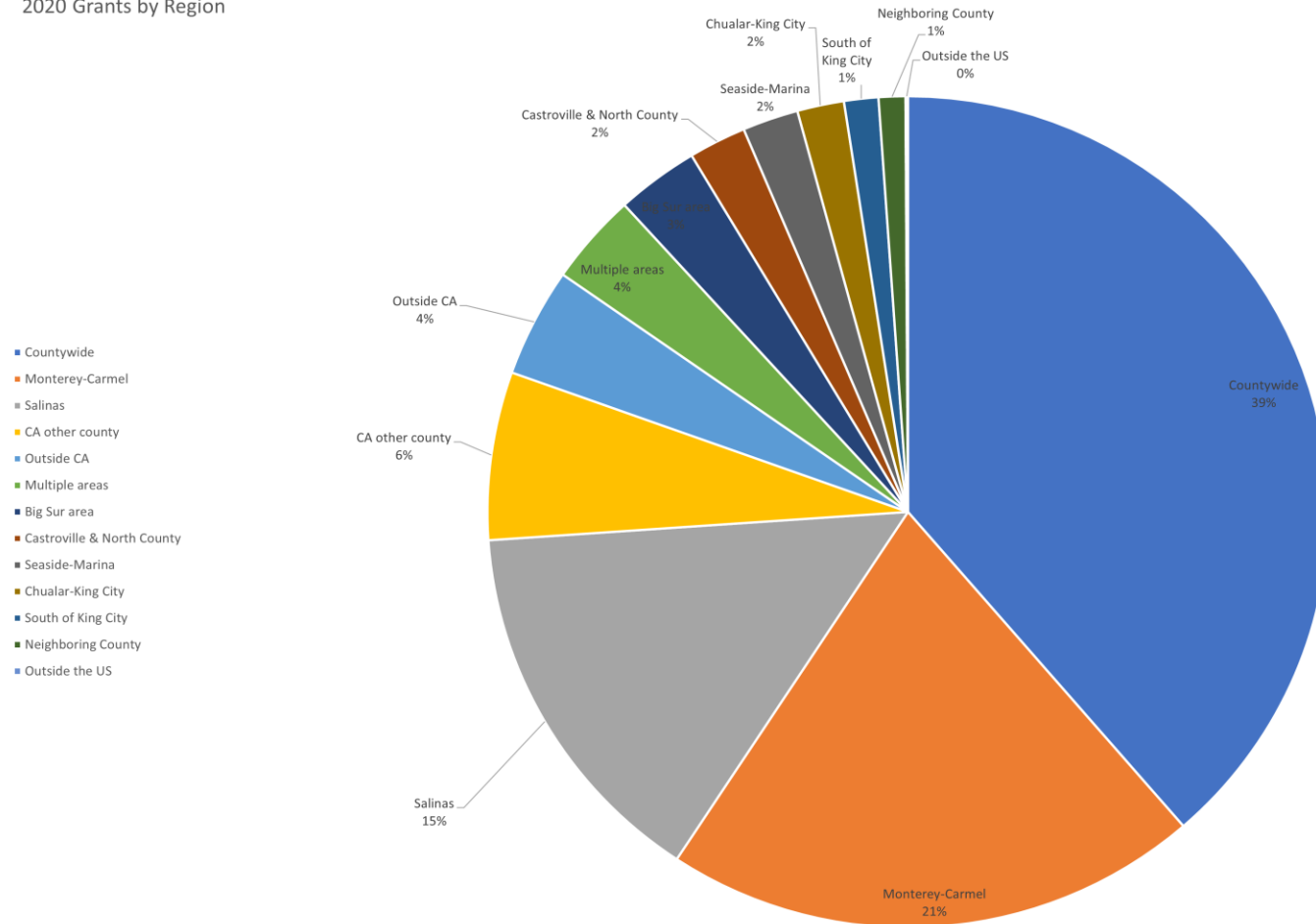
2020 Grantmaking by Region

2020 - Grants by Region		
Region	Total	Total by %
Countywide	10,488,296	38.63%
Monterey-Carmel	5,600,460	20.63%
Salinas	3,977,302	14.65%
CA other county	1,772,435	6.53%
Outside CA	1,148,326	4.23%
Multiple areas	963,278	3.55%
Big Sur area	862,126	3.18%
Castroville & North County	601,357	2.22%
Seaside-Marina	583,216	2.15%
Chualar-King City	488,992	1.80%
South of King City	358,144	1.32%
Neighboring County	278,625	1.03%
Outside the US	25,000	0.09%
Grand Total	27,147,557	100.00%



2020 Grantmaking by Region

2020 Grants by Region

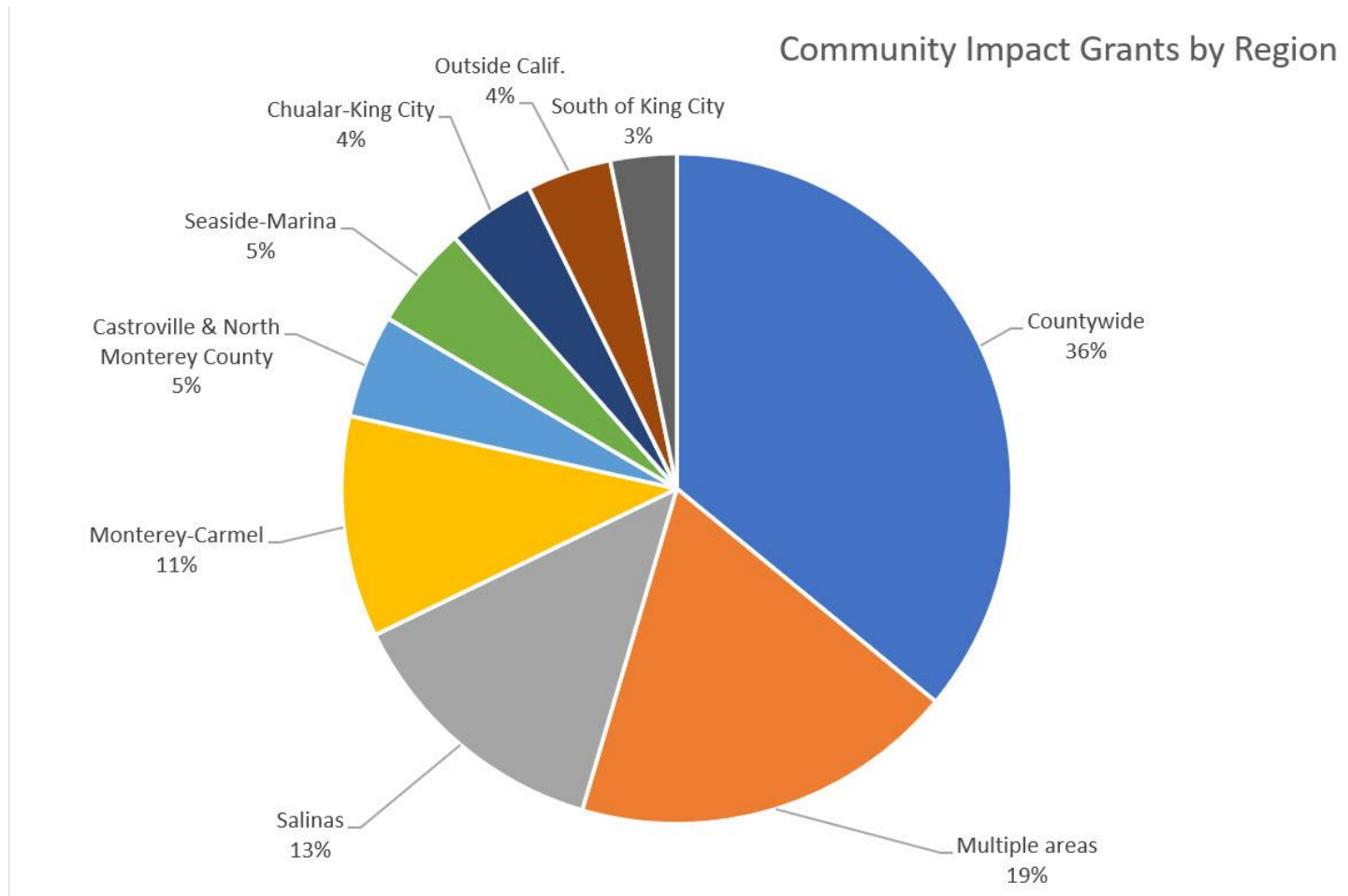


2020 Community Impact Grants by Region

Community Impact (CI & FOI) Grants by Region		
Region	Total	# of Grants
Countywide	879,008	38
Multiple areas	454,570	15
Salinas	323,866	16
Monterey-Carmel	261,165	14
Castroville & North Monterey County	122,000	5
Seaside-Marina	122,000	5
Chualar-King City	103,680	4
Outside Calif.	100,000	1
South of King City	78,000	2
Grand Total	2,444,289	100



2020 Community Impact Grants by Region

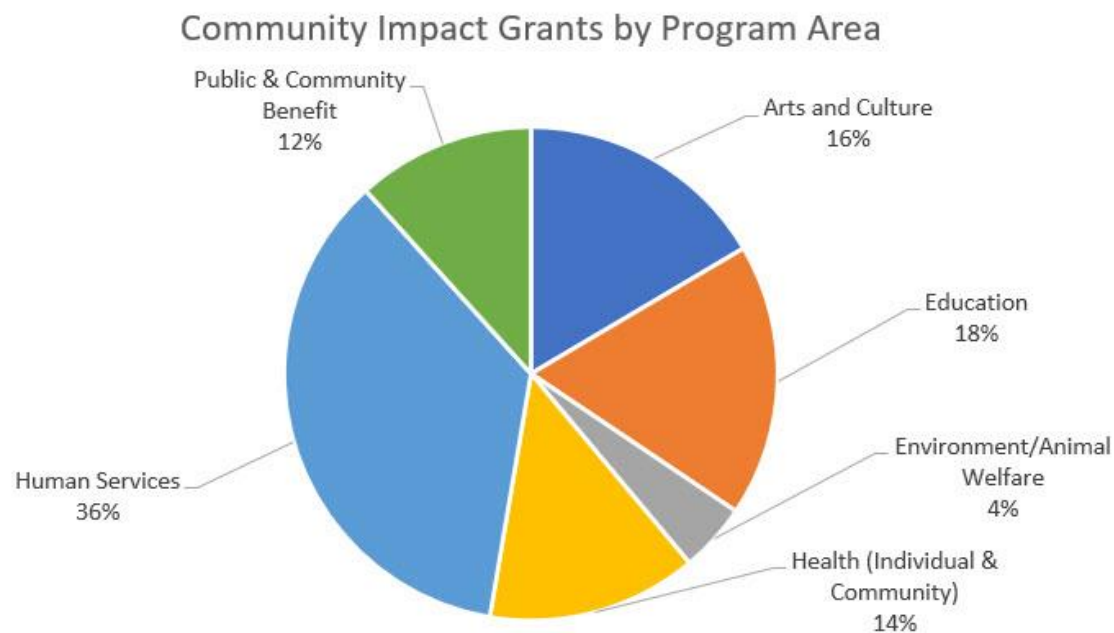


2020 Community Impact Grants by Program Area

Community Impact (CI & FOI) Program Area		
Program Area	Total	Number of Grants
Arts and Culture	403,693	23
Education	437,250	19
Environment/Animal Welfare	110,000	5
Health (Individual & Community)	336,598	11
Human Services	871,248	31
Public & Community Benefit	285,500	11
Grand Total	2,444,289	100



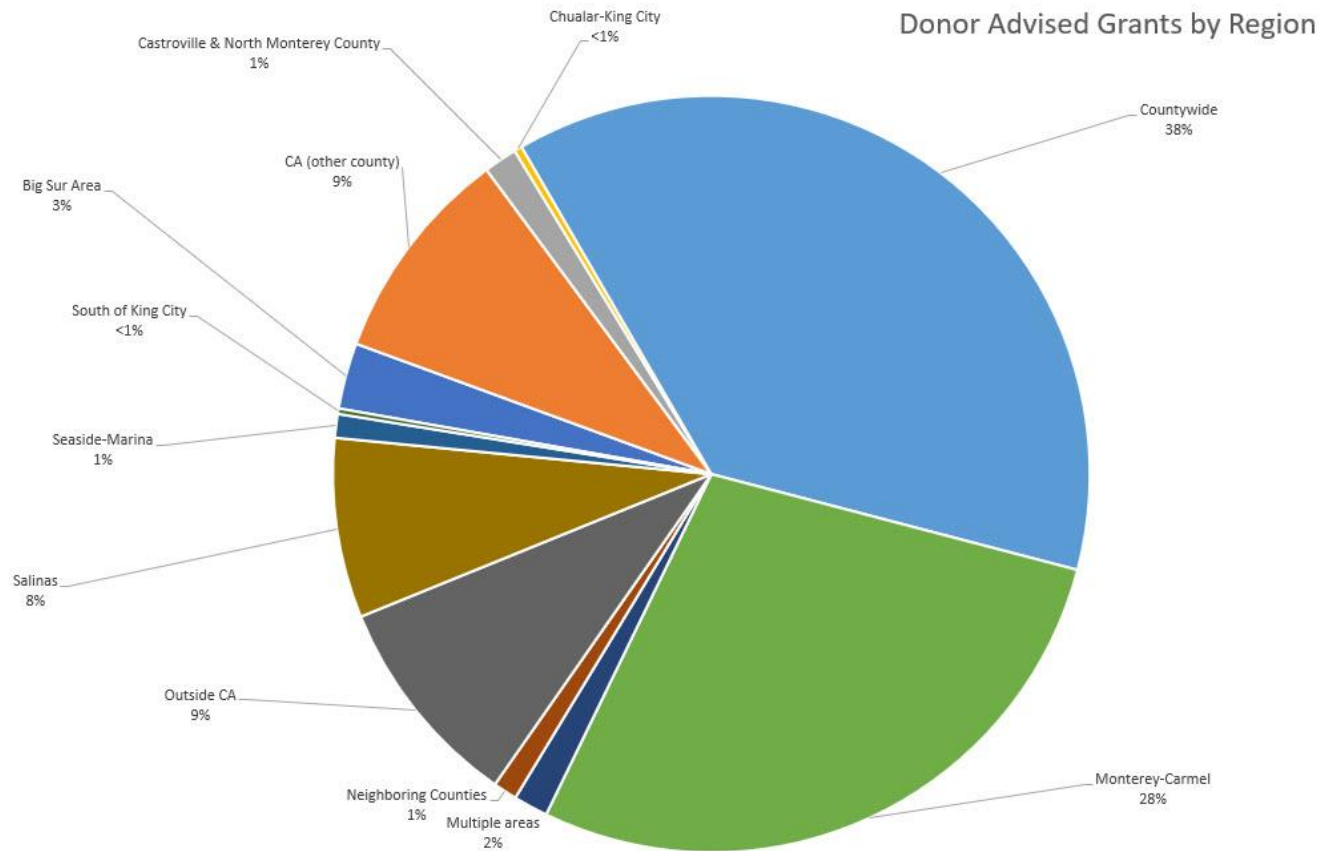
2020 Community Impact Grants by Program Area



2020 Donor Advised Grants by Region

Donor Advised Grants by Region (DA, DACI & DACo-Investment)		
Region	Total	Number of Grants
Big Sur Area	252,155	17
CA (other county)	828,038	165
Castroville & North Monterey County	127,500	24
Chualar-King City	30,000	11
Countywide	3,342,990	320
Monterey-Carmel	2,510,653	232
Multiple areas	131,805	5
Neighboring Counties	91,600	20
Outside CA	817,894	229
Salinas	685,907	47
Seaside-Marina	90,500	13
South of King City	20,500	2
Grand Total	8,929,542	1085

2020 DAF Grantmaking by Region



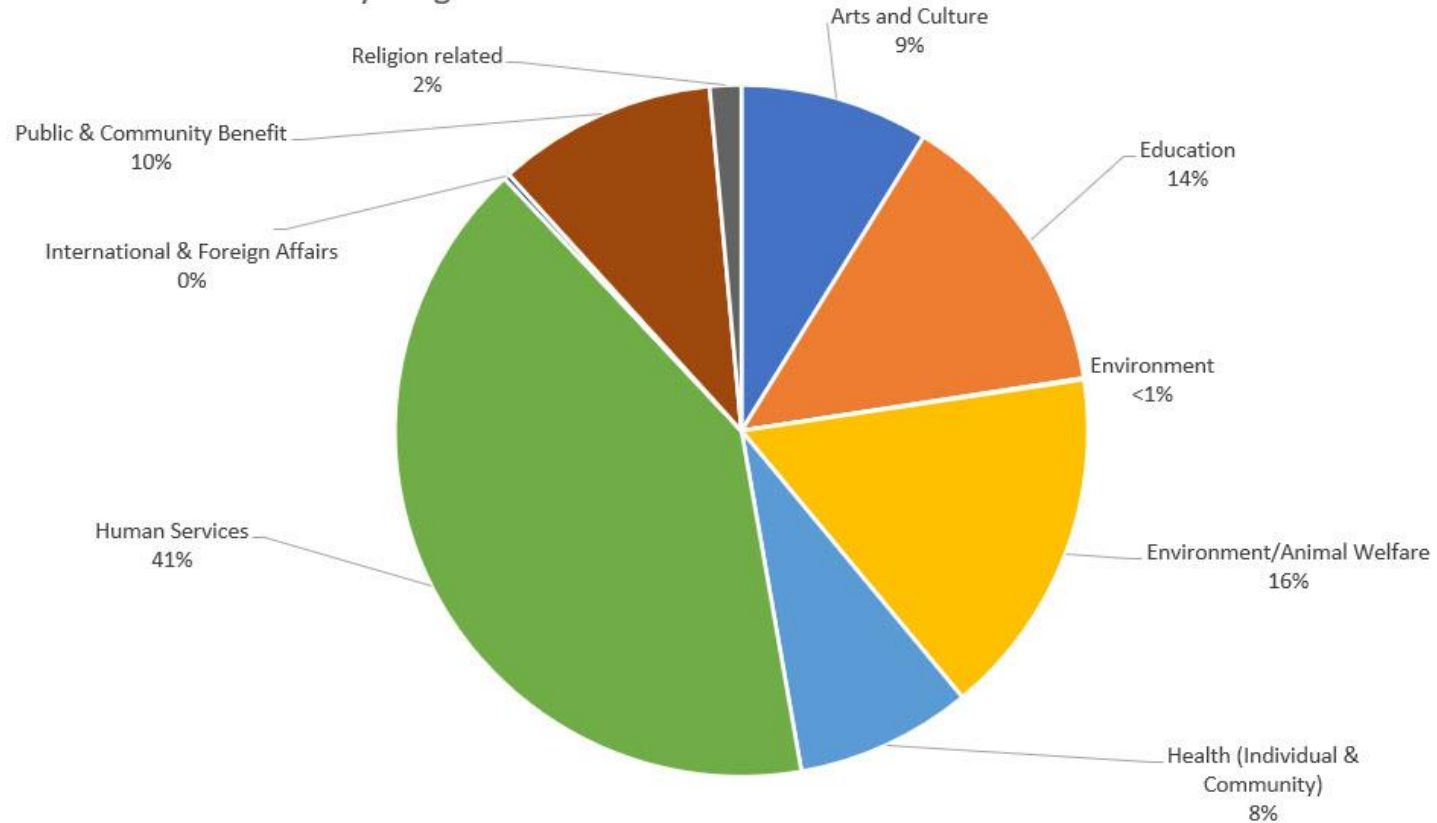
2020 Donor Advised by Program Area

Donor Advised Grants (DA, DACI & DACo-Investment) by Program Area		
Row Labels	Sum of GrantAmt	Count of GrantNum
Arts and Culture	742,839	120
Education	1,227,282	175
Environment/Animal Welfare	1,362,412	153
Health (Individual & Community)	545,171	104
Human Services	3,080,881	368
International & Foreign Affairs	24,450	14
Public & Community Benefit	914,451	101
Religion related	131,225	40
Grand Total	8,028,710	1075



2020 Donor Advised Grants by Program Area

Donor Advised Grants by Program Area



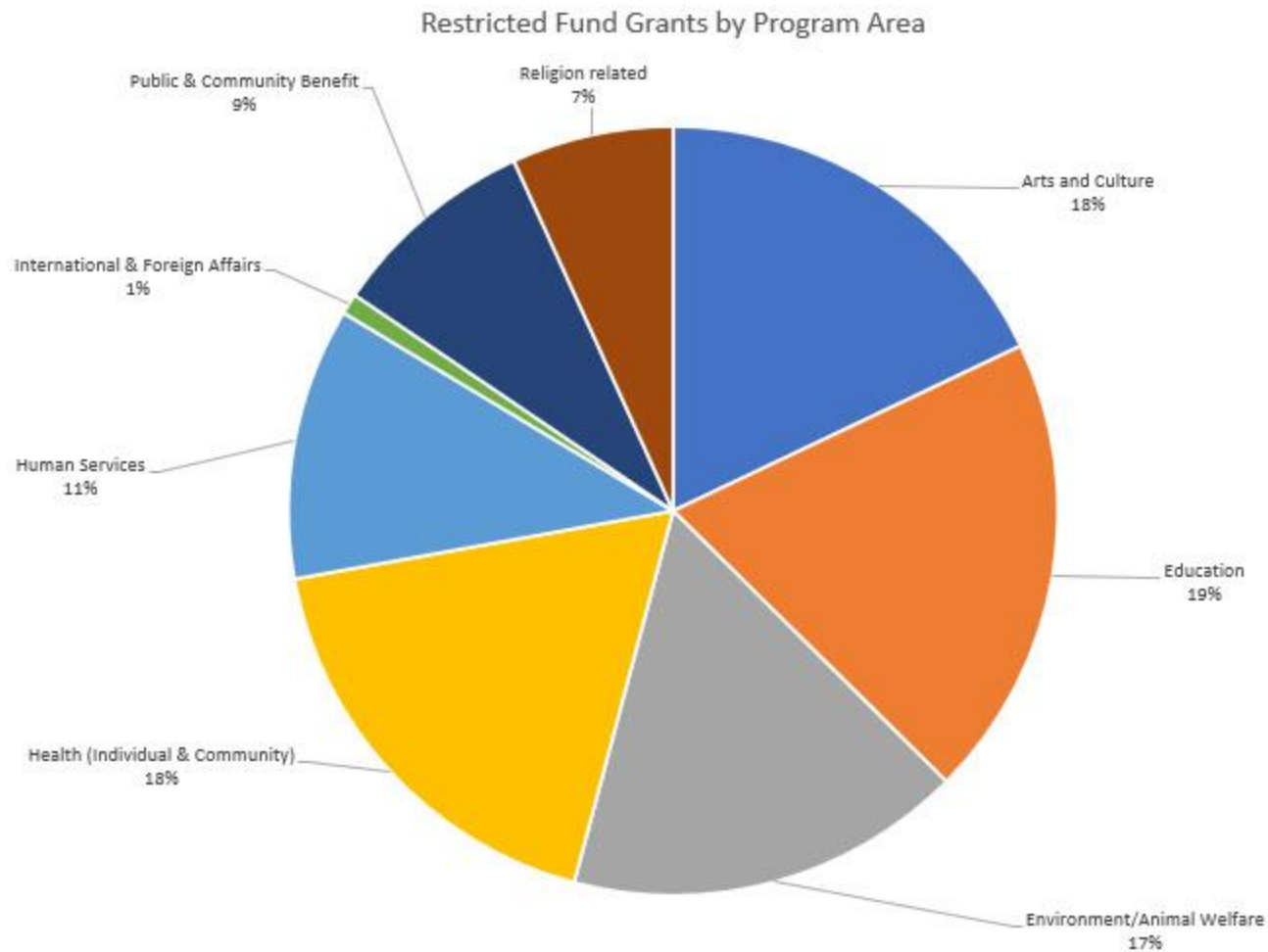
2020 Restricted Fund Grants by Program Area

Restricted Fund Grants by Program Area		
Program Area	Totals	Number of Grants
Arts and Culture	441,437	30
Education	479,580	30
Environment/Animal Welfare	411,360	18
Health (Individual & Community)	443,410	21
Human Services	281,715	38
International & Foreign Affairs	21,509	2
Public & Community Benefit	214,477	11
Religion related	167,200	10
Grand Total	2,460,688	160

Restricted Funds are a type of fund in which the fund beneficiaries are specified by the donors. The pay cycles for CFMC are in the Spring for single agency payouts and the Fall for multi-agency payouts.



2020 Restricted Fund Grants by Program Area



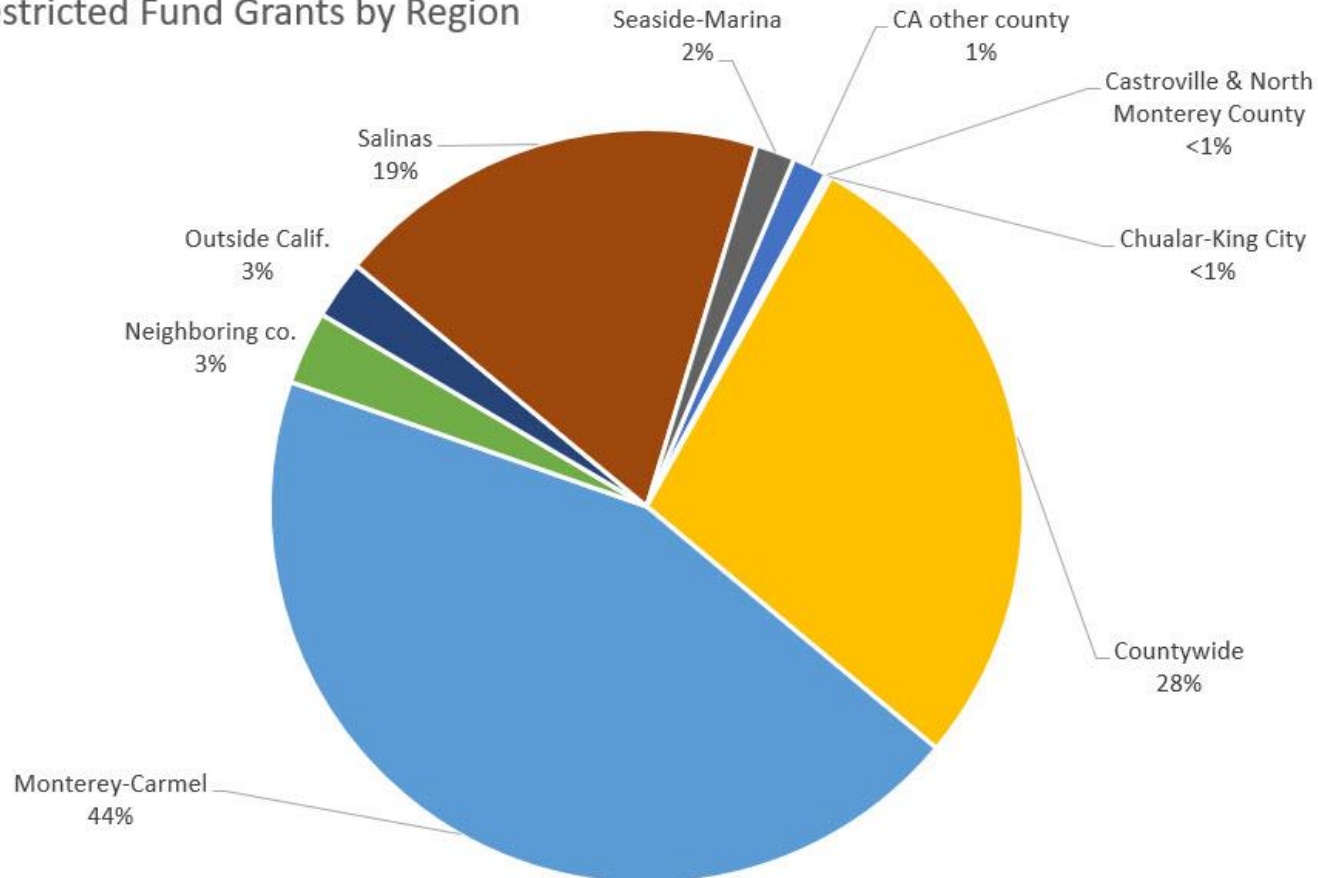
2020 Restricted Fund Grants by Region

Restricted Fund Grants by Region		
Region	Total	Number of Grants
CA other county	36,649	3
Castroville & North Monterey County	1,829	1
Chualar-King City	4,778	2
Countywide	686,957	66
Monterey-Carmel	1,089,659	59
Neighboring co.	77,254	5
Outside Calif.	62,256	4
Salinas	460,320	17
Seaside-Marina	40,987	3
Grand Total	2,460,688	160



2020 Restricted Fund Grants by Region

Restricted Fund Grants by Region

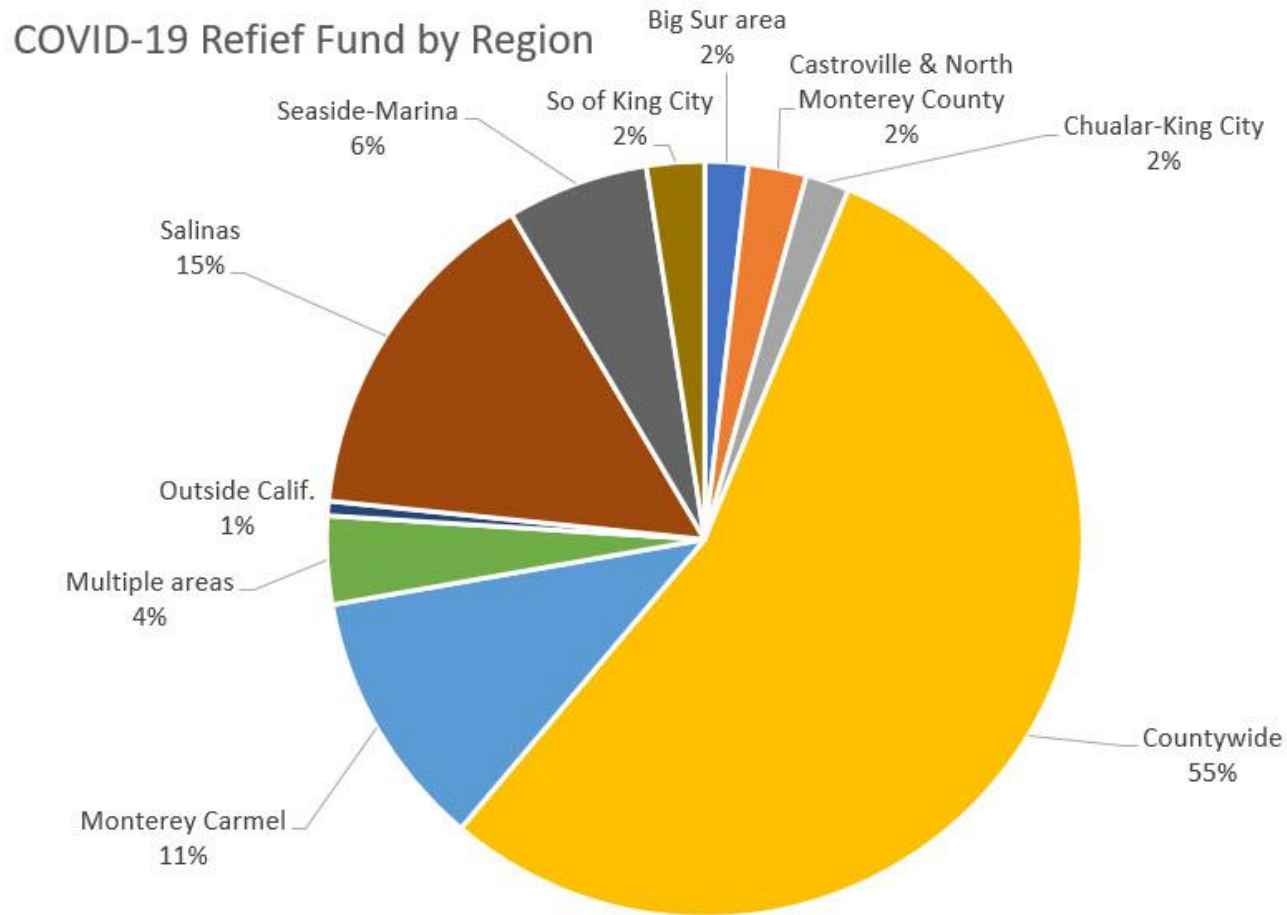


2020 COVID-19 Relief Fund by Region

COVID-19 Relief Fund for 2020		
Region	Totals	Number of Grants
Big Sur area	60,000	2
Castroville & North Monterey County	80,500	7
Chualar-King City	60,132	3
Countywide	1,775,650	74
Monterey Carmel	358,000	16
Multiple areas	121,880	6
Outside Calif.	20,000	1
Salinas	479,687	17
Seaside-Marina	195,745	10
So of King City	80,000	4
Grand Total	3,231,594	140



2020 COVID-19 Relief Fund by Region



2020 MC Fire Relief Funds Totals

Fire Fund Grants Total for 2020				
GRANTS	MCFR	BSRF	CFCV2	Totals
Total amount	706,868	43,797	188,000	938,665
Total number of grants	25	4	3	32
Range of grants	\$120K to \$1,500	\$15K to \$6,125	\$135K to \$15K	
The Fire Fund Grants consist of three funds: MCRF - Monterey County Fire Relief Fund. BSRF - Big Sur Disaster Relief Fund. CFCV2 - Community Fund for Carmel Valley.				



Q&A

